



## **Technical Specification**

### **MEF 36.1**

# **Service OAM SNMP MIB for Performance Monitoring**

**April 2015**

## Disclaimer

The information in this publication is freely available for reproduction and use by any recipient and is believed to be accurate as of its publication date. Such information is subject to change without notice and the Metro Ethernet Forum (MEF) is not responsible for any errors. The MEF does not assume responsibility to update or correct any information in this publication. No representation or warranty, expressed or implied, is made by the MEF concerning the completeness, accuracy, or applicability of any information contained herein and no liability of any kind shall be assumed by the MEF as a result of reliance upon such information.

The information contained herein is intended to be used without modification by the recipient or user of this document. The MEF is not responsible or liable for any modifications to this document made by any other party.

The receipt or any use of this document or its contents does not in any way create, by implication or otherwise:

- a) any express or implied license or right to or under any patent, copyright, trademark or trade secret rights held or claimed by any MEF member company which are or may be associated with the ideas, techniques, concepts or expressions contained herein; nor
- b) any warranty or representation that any MEF member companies will announce any product(s) and/or service(s) related thereto, or if such announcements are made, that such announced product(s) and/or service(s) embody any or all of the ideas, technologies, or concepts contained herein; nor
- c) any form of relationship between any MEF member companies and the recipient or user of this document.

Implementation or use of specific Metro Ethernet standards or recommendations and MEF specifications will be voluntary, and no company shall be obliged to implement them by virtue of participation in the Metro Ethernet Forum. The MEF is a non-profit international organization accelerating industry cooperation on Metro Ethernet technology. The MEF does not, expressly or otherwise, endorse or promote any specific products or services.

© The Metro Ethernet Forum 2012-2015. All Rights Reserved.

## Table of Contents

<b>1.</b>	<b>List of Contributing Members</b> .....	<b>1</b>
<b>2.</b>	<b>Abstract</b> .....	<b>2</b>
<b>3.</b>	<b>Terminology and Acronyms</b> .....	<b>3</b>
<b>4.</b>	<b>Scope</b> .....	<b>8</b>
<b>5.</b>	<b>Compliance Levels</b> .....	<b>9</b>
<b>6.</b>	<b>Introduction</b> .....	<b>10</b>
6.1	The Basic Need.....	10
6.2	The General Structure.....	10
6.3	The Foundational Elements .....	11
6.4	Overview of the Performance Monitoring Process .....	12
<b>7.</b>	<b>SOAM PM MIB Overview</b> .....	<b>15</b>
7.1	PM MIB Per MEP Objects .....	15
7.2	PM MIB Loss Measurement (LM) Objects.....	15
7.2.1	LM Configuration Table .....	15
7.2.2	LM Measured Statistic Table.....	18
7.2.3	LM Current Availability Statistic Table .....	18
7.2.4	LM Current Statistic Table .....	20
7.2.5	LM Availability History Statistic Table .....	21
7.2.6	LM History Statistic Table.....	22
7.3	PM MIB Delay Measurement (DM) Objects .....	22
7.3.1	DM Configuration Table.....	22
7.3.2	DM Configuration Bin Table.....	24
7.3.3	DM Measured Statistic Table .....	25
7.3.4	DM Current Statistic Table.....	25
7.3.5	DM Current Statistic Bins Table.....	27
7.3.6	DM History Statistic Table .....	28
7.3.7	DM History Bin Statistic Table .....	28
7.4	PM MIB Threshold Crossing Alert Configuration Objects.....	28
7.4.1	Stateless.....	29
7.4.2	Stateful Threshold Set/Clear .....	29
7.4.3	LM Threshold Crossing Alerts (TCA).....	29
7.4.4	DM Threshold Crossing Alerts (TCA) .....	30
7.5	PM MIB Notifications .....	31
7.6	PM MIB Conformance and Compliance .....	33
<b>8.</b>	<b>SOAM PM MIB Requirements</b> .....	<b>34</b>
<b>9.</b>	<b>SOAM PM MIB Definitions</b> .....	<b>39</b>
<b>10.</b>	<b>References</b> .....	<b>155</b>

**List of Figures**

Figure 1 – Generalized OSS/BSS-NMS-EMS-NE Model.....	11
Figure 2 – Relationship between 802.1 CFM MIBs, UML Models, and SOAM MIBs.....	12
Figure 3 - Relationship Between Different Timing Parameters .....	13
Figure 4 - Relationship Between Measurement Interval and Repetion Time.....	14

**List of Tables**

Table 1 – Terminology and Acronyms .....	7
Table 2 – Delay Measurement Bin Default Boundaries .....	25

## 1. List of Contributing Members

The following members of the MEF participated in the development of this document and have requested to be included in this list.

Albis Technologies  
Cisco Systems  
Frontier Communications  
Infovista  
Omnitron Systems Technology  
PLDT Corp. Business Solutions  
Siama Systems

## 2. Abstract

This document specifies the Performance Monitoring (PM) Management Information Base (MIB) necessary to manage Service Operations, Administration, and Maintenance (SOAM) implementations that satisfy the Service OAM requirements and framework specified by MEF 17 [10], the Service OAM Performance Monitoring requirements as specified by MEF 35.1 [14], and the Service OAM management objects as specified by MEF 7.2 [6] which are applicable to Performance Monitoring functions. Two non-MEF documents serve as the baseline documents for this work: ITU-T G.8013/Y.1731 [22] and IEEE 802.1Q [24].

### 3. Terminology and Acronyms

Term	Definition	Source
IDM	One-way Delay Measurement Message	ITU-T Y.1731 [22]
ISL	One-way Synthetic Loss Measurement Message	ITU-T Y.1731 [22]
Availability Performance	A measure of the percentage of time within a specified time interval during which the frame loss is small	MEF 10.3 [7]
Backward	The direction of performance measurements from the Responder MEP towards the Controller MEP, when One-way measurements are taken using a Single-Ended PM Function. Note: this term is not applicable when Dual-Ended PM Functions are used.	MEF 35.1 [14]
BSS	Business Support System	
CCM	Continuity Check Message	IEEE Std 802.1Q [24]
CEN	Carrier Ethernet Network	MEF 12.2 [8]
CFM	Connectivity Fault Management	IEEE Std 802.1Q [24]
CHLI	Consecutive High Loss Interval	MEF 10.3 [7]
Controller MEP	The MEP that initiates SOAM PDUs. Term is applicable to both Dual-Ended and Single-Ended PM Functions. In a Single-Ended PM Function, the Controller MEP also receives responses from the Responder MEP.	MEF 35.1 [14]
CoS	Class of Service	MEF 23.1[11]
CoS ID	Class of Service Identifier	MEF 23.1[11]
CoS Frame Set	Class of Service Frame Set A set of Service or ENNI Frames that have a commitment from the Operator or Service Provider subject to a particular set of performance objectives.	MEF 23.1[11]
DEI	Discard Eligible Indicator	IEEE Std 802.1Q [24]
DM	Delay Measurement	MEF 35.1 [14]
Dual-Ended	A process whereby a Controller MEP sends measurement information to a peer Sink MEP that will perform the calculations. Dual-Ended processes can only be used to make One-way measurements.	MEF 35.1 [14]
EMS	Element Management System	MEF 7.2 [6]
ETH-DM	Ethernet Delay Measurement function (term is only used to reference the ITU-T definition)	ITU-T Y.1731 [22]
ETH-LM	Ethernet Loss Measurement function (term is only used to reference the ITU-T definition)	ITU-T Y.1731 [22]
ETH-SLM	Ethernet Synthetic Frame Loss Measurement function (term is only used to reference the ITU-T definition)	ITU-T Y.1731 [22]
EVC	Ethernet Virtual Connection An association of two or more UNIs that limits the exchange of Service Frames to UNIs in the Ethernet Virtual Connection.	MEF 10.3 [7]

Term	Definition	Source
FD	Frame Delay	MEF 10.3 [7]
FDR	Frame Delay Range	MEF 10.3 [7]
FLR	Frame Loss Ratio	MEF 10.3 [7]
FM	Fault Management	MEF 17 [10]
Forward	The direction of performance measurements from the Controller MEP towards the Responder or Sink MEP, when One-way measurements are taken using a Single-Ended or Dual-Ended PM Function.	MEF 35.1 [14]
HLI	High Loss Interval	MEF 10.3 [7]
IEEE	Institute of Electrical and Electronics Engineers	
IETF	Internet Engineering Task Force	
IFDV	Inter-Frame Delay Variation	MEF 10.3 [7]
ITU-T	International Telecommunication Union - Telecommunication Standardization Bureau	
LM	Loss Measurement	MEF 35.1 [14]
MAC	Media Access Control	IEEE Std 802.3 [25]
MA	Maintenance Association This term is equivalent to a Maintenance Entity Group, or MEG, as defined by ITU-T G.8013/Y.1731.	IEEE Std 802.1Q [24]
MD	Maintenance Domain (equivalent to a OAM Domain in MEF 17)	IEEE Std 802.1Q [24]
MD Level	Maintenance Domain Level The network or the part of the network for which faults in connectivity can be managed. This term is equivalent to MEG Level (defined in ITU-T G.8013/Y.1731)	IEEE Std 802.1Q [24]
ME	Maintenance Entity. A point-to-point relationship between two MEPs. This term is used by both IEEE and ITU-T.	IEEE Std 802.1Q [24]
Measurement Bin	A counter that stores the number of FD, IFDV or FDR measurements falling within a specified range, during a Measurement Interval.	MEF 35.1 [14]
Measurement Interval	A period of time during which measurements are taken. Measurements initiated during one Measurement Interval are kept separate from measurements taken during other Measurement Intervals. It is important to note that this is different from T.	MEF 35.1 [14]
MEF	Metro Ethernet Forum	



Term	Definition	Source
MEG	Maintenance Entity Group A set of MEPs, each configured with the same MEG ID and MEG Level, established to verify the integrity of a single service instance. A MEG can also be thought of as a full mesh of Maintenance Entities among a set of MEPs so configured. This term is equivalent to a Maintenance Association, or MA, as defined by IEEE 802.1Q-2011.	ITU-T Y.1731 [22]
MEG Level	Maintenance Entity Group Level A small integer in a field in a SOAM PDU that is used, along with the VID in the VLAN tag, to identify to which MEG among those associated with the SOAM Frame's VID, and thus to which ME, a SOAM PDU belongs. The MEG Level determines the MPs a) that are interested in the contents of a SOAM PDU, and b) through which the frame carrying that SOAM PDU is allowed to pass.	ITU-T Y.1731 [22]
MEP	Maintenance association End Point (IEEE 802.1Q-2011), or equivalently MEG End Point (ITU-T G.8013/Y.1731 or MEF 17). An actively managed SOAM entity associated with a specific service instance that can generate and receive SOAM PDUs and track any responses. It is an end point of a single MEG, and is an end point of a separate Maintenance Entity for each of the other MEPs in the same MEG.	IEEE Std 802.1Q [24], ITU-T Y.1731 [22]
MFD	Mean Frame Delay	MEF 10.3 [7]
MIB	Management Information Base	RFC 2578 [2]
MP	Maintenance Point. One of either a MEP or a MIP.	IEEE Std 802.1Q [24]
NE	Network Element	MEF 4 [5]
NMS	Network Management System	MEF 7.2 [6]
OAM	Operations, Administration, and Maintenance	MEF 17 [10]
On-Demand	OAM actions that are initiated via manual intervention for a limited time to carry out diagnostics. On-Demand OAM can result in singular or periodic OAM actions during the diagnostic time interval	RFC 5951 [27]
One-way	A measurement performed in the Forward or Backward direction, for example from MEP A to MEP B or from MEP B to MEP A. One-way measurements can be performed using either Single-Ended or Dual-Ended PM Functions.	MEF 35.1 [14]
OSS	Operations Support System	ITU-T Y.1731 [22]
PCP	Priority Code Point	IEEE Std 802.1Q [24]
PDU	Protocol Data Unit	IEEE Std 802.1Q [24]

Term	Definition	Source
PM	Performance Monitoring The collection of data concerning the performance of the network.	MEF 35.1 [14]
PM Function	A MEP capability specified for performance monitoring purposes (e.g., Single-Ended Delay, Single-Ended Synthetic Loss)	MEF 35.1 [14]
PM Session	The application of a given PM Function between a given pair of MEPs on a given SOAM PM CoS ID over some (possibly indefinite) period of time.	MEF 35.1 [14]
Proactive	OAM actions that are carried on continuously to permit timely reporting of fault and/or performance status.	RFC 5951 [27]
Resiliency Performance	The number of High Loss Intervals and Consecutive High Loss Intervals in T	MEF 10.3 [7]
Responder MEP	In a Single-Ended PM Session, the MEP that receives SOAM PM PDUs from the Controller MEP, and transmits responses to the Controller MEP.	MEF 35.1 [14]
RFC	Request for Comment	
Service Frame	An Ethernet frame transmitted across the UNI toward the Service Provider or an Ethernet frame transmitted across the UNI toward the Subscriber	MEF 10.3 [7]
Single-Ended	A process whereby a Controller MEP sends a measurement request and a peer Responder MEP replies with the requested information so that the originating MEP can calculate the measurement. Single-Ended processes can be used to make One-way and Two-way measurements.	MEF 35.1 [14]
Sink MEP	In a Dual-Ended PM Session, the MEP that receives SOAM PM PDUs from the Controller MEP and performs the performance calculations.	MEF 35.1 [14]
SLM	Synthetic Loss Message	ITU-T Y.1731 [22]
SLR	Synthetic Loss Reply	ITU-T Y.1731 [22]
SLS	Service Level Specification	MEF 10.3 [7]
SNMP	Simple Network Management Protocol	RFC 1157
SNMP Agent	An SNMP entity containing one or more command responder and/or notification originator applications (along with their associated SNMP engine). Typically implemented in an NE.	RFC 3411 [3]
SNMP Manager	An SNMP entity containing one or more command generator and/or notification receiver applications (along with their associated SNMP engine). Typically implemented in an EMS or NMS.	RFC 3411 [3]
SOAM	Service Operations, Administration, and Maintenance	MEF 17 [10]

Term	Definition	Source
SOAM PDU	Service OAM Protocol Data Unit. Specifically, those PDUs defined in IEEE 802.1Q-2011, ITU-T G.8013/Y.1731, or MEF specifications. In ITU-T documents the equivalent term OAM PDU is used.	MEF 35.1 [14]
SOAM PM PDU	Service OAM Protocol Data Unit specifically for Performance Measurement. Examples are LMM/LMR, DMM/DMR/1DM, SLM/SLR/1SL.	MEF 35.1 [14]
Synthetic Frame	An Ethernet frame created to emulate service traffic, carry additional information necessary to support calculating performance metrics (e.g. delay or loss) and that is treated the same way as a Service Frame.	MEF 35.1 [14]
T	Time Interval for SLS Metrics. The time over which a performance metric is defined. It is important to note that this is different from Measurement Interval. <i>T</i> is at least as large as the Measurement Interval, and generally consists of multiple Measurement Intervals. Also note that <i>T</i> can have different values for different performance metrics.	MEF 10.3 [7]
TC	Textual Conventions	RFC 4181 [4]
TCA	Threshold Crossing Alert	GR-253 [28]
TLV	Type Length Value, a method of encoding Objects	
Two-way	A measurement of the performance of frames that flow from the Controller MEP to Responder MEP and back again. Two-way measurements can only be performed using Single-Ended PM Functions.	MEF 35.1 [14]
UBC(k)	Upper Bin Count (k)	MEF 35.1 [14]
Upper Bin Count (k)	The total count of Measurement Bin k and above, i.e., Count of Bin(k) + Count of Bin(k+1) +...+ Count of Bin(n)	MEF 35.1 [14]
UML	Unified Modeling Language	Object Management Group (OMG)
UTC	Coordinated Universal Time	MEF 35.1 [14]
UNI	User-to-Network Interface	MEF 4 [5]
VID	Virtual Local Area Network Identifier	IEEE Std 802.1Q [24]
VLAN	Virtual Local Area Network	IEEE Std 802.1Q [24]

**Table 1 – Terminology and Acronyms**

## 4. Scope

The scope of this document is to provide the SNMP PM MIB that supports the Service OAM (SOAM) Performance Monitoring functions that have been defined in MEF 17 [10], the *Service OAM Requirements & Framework – Phase 1*, MEF 35.1 [14], the *Service OAM Performance Monitoring Implementation Agreement*, and MEF 7.2 [6], the *Carrier Ethernet Management Information Model*.

This document includes the MIB necessary to support the MEF SOAM Performance Monitoring (SOAM PM) functionality: the **MEF-SOAM-PM-MIB** that includes the SOAM PM MIB objects necessary to implement the SOAM PM functionality found in MEF 35.1 [14] and the SOAM PM concepts as presented in ITU-T G.8013/Y.1731 [22].

The primary purpose of this document is to provide a mechanism to enhance interoperability between equipment/software vendors and between Service Providers and/or Operators. This document provides the Metro Ethernet Forum (MEF) SOAM PM functionality within the Carrier Ethernet Networks (CEN) via SNMP MIBs.

## 5. Compliance Levels

The key words "MUST", "MUST NOT", "REQUIRED", "SHALL", "SHALL NOT", "SHOULD", "SHOULD NOT", "RECOMMENDED", "MAY", and "OPTIONAL" in this document are to be interpreted as described in RFC 2119 [1]. All key words must be in upper case, bold text.

Items that are **REQUIRED** (contain the words **MUST** or **MUST NOT**) are labeled as [Rx] for required. Items that are **RECOMMENDED** (contain the words **SHOULD** or **SHOULD NOT**) are labeled as [Dx] for desirable. Items that are **OPTIONAL** (contain the words **MAY** or **OPTIONAL**) are labeled as [Ox] for optional.

A paragraph preceded by [CRa]< specifies a conditional mandatory requirement that **MUST** be followed if the condition(s) following the "<" have been met. For example, "[CR1]<[D38]" indicates that Conditional Mandatory Requirement 1 must be followed if Desirable Requirement 38 has been met. A paragraph preceded by [CDb]< specifies a Conditional Desirable Requirement that **SHOULD** be followed if the condition(s) following the "<" have been met. A paragraph preceded by [COc]< specifies a Conditional Optional Requirement that **MAY** be followed if the condition(s) following the "<" have been met.

## 6. Introduction

### 6.1 The Basic Need

One of the aspects of defining Carrier Ethernet Networks (CEN) is the need to ensure the compatibility between network equipment vendors, software vendors, Service Providers, and Access Providers in order to facilitate interoperability in local, metro, national, and international networks. One of the common ways to do this is through a common management interface using publically available or enterprise specific SNMP MIBs.

The value of standard MIBs lies in a combination of (a) allowing an Operator to manage multiple types of equipment with a common MIB, (b) allowing equipment vendors to build one MIB that will work with multiple Operators, and (c) to some extent the common MIB helps make the managed objects more uniform, which can in fact help networks interoperability.

A MIB is a collection of managed objects that can be used for functions such as to provision an entity, query an entity for status information, or define notifications that are sent to a Network Management System (NMS) or an Element Management System (EMS). Collections of related objects are defined in MIB modules which are written using an adapted subset of OSI's Abstract Syntax One, or ASN.1 [26]. Standards for MIB modules are set by IETF and documented in various RFCs, primary of which are RFC 2578 *Structure of Management Information Version 2 (SMIV2)* [2] and RFC 4181 *Guidelines for Authors and Reviewers of MIB Documents* [4].

### 6.2 The General Structure

A generalized system model is shown by Figure 1 that illustrates the relationship between the OSS/BSS, NMS, EMS, and Network Elements (NE). The primary focus of this specification defines the interaction between the EMS and the NE via SNMP using the MIB module defined in this specification. Object names in the figure are for example only.

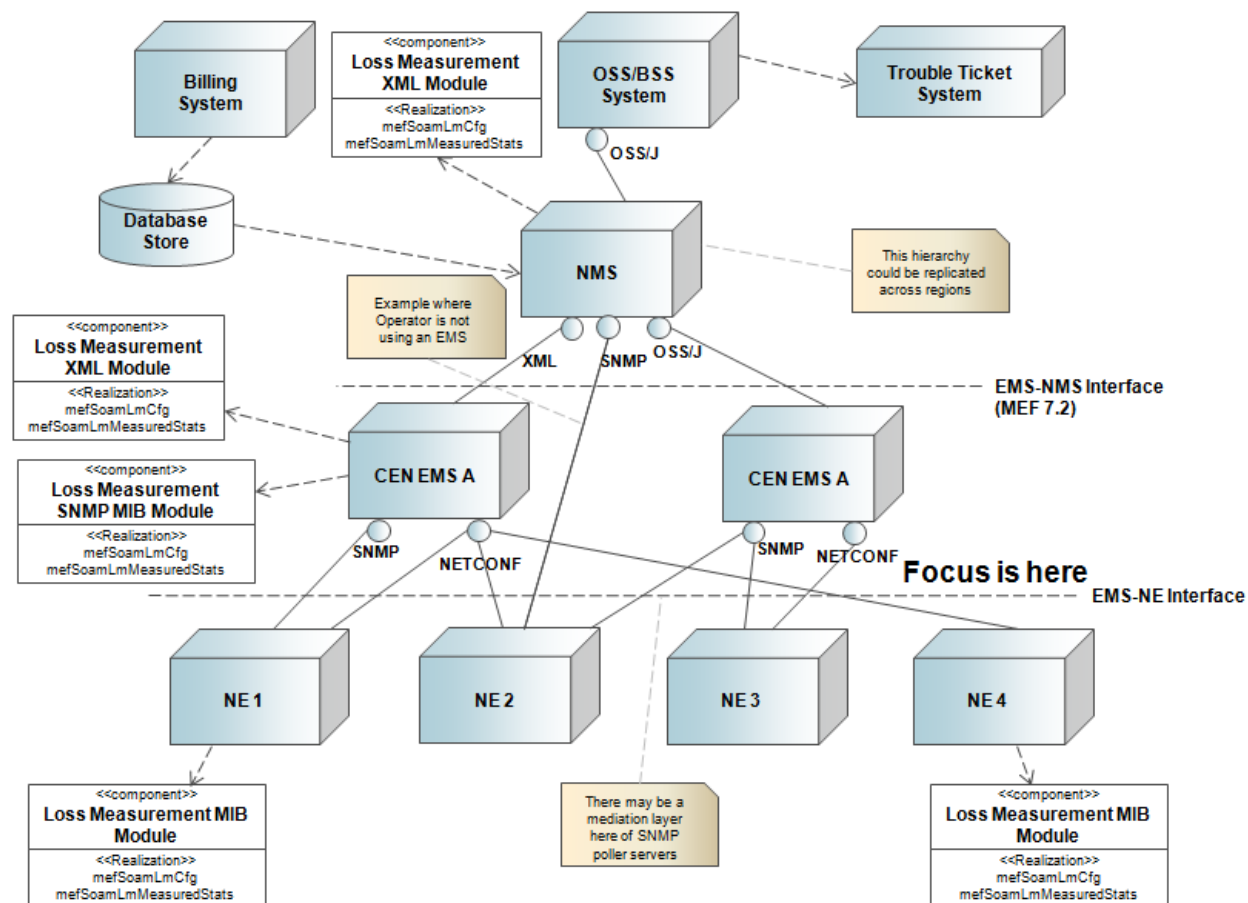


Figure 1 – Generalized OSS/BSS-NMS-EMS-NE Model

### 6.3 The Foundational Elements

MEF 7.2 defines the general Carrier Ethernet Management Information Model that can be used to create interoperable management systems for CEN and draws heavily upon the models defined in ITU-T Q.840 [21].

MEF 10.3 [7] defines the Ethernet Service Attributes at the UNI reference point including the performance attributes of Frame Delay (FD), Mean Frame Delay (MFD), Frame Delay Range (FDR), Inter-Frame Delay Variation (IFDV), Frame Loss Ratio (FLR), Availability Performance, and Resiliency Performance High Loss Intervals (HLI) and Consecutive High Loss Intervals (CHLI) and Group Availability.

MEF 17 [10] provides a high level overview of the Service OAM requirements and framework. It defines the OAM components and Service OAM requirements.

MEF 26.1 [12] describes the External Network Network Interface (ENNI) to support the extension of Ethernet services across multiple Operator CENs.

MEF 30.1 [13] further defines the aspects of Service OAM requirements that deal with Fault Management (FM) and their extensions as needed to support MEF SOAM FM requirements.



MEF 30.1 builds upon two existing documents: Connectivity Fault Management as defined in IEEE 802.1Q [24] and extended in ITU-T G.8013/Y.1731 [22].

Service OAM Fault Management objects that provide the baseline for MIB objects defined in this specification are found in MEF 7.2 [6].

MEF 35.1 [14] further defines the aspects of Service OAM requirements that focus on Performance Monitoring (PM) and their extensions as needed to support MEF SOAM PM requirements.

MEF 35.1 builds upon two existing documents the ITU-T G.8013/Y.1731 and ITU-T G.8021/Y.1341 [19].

The MEF-SOAM-TC MIB [16] defines the necessary global MEF SOAM Textual Conventions used in this MIB.

The relationship between the various documents and the SOAM PM MIB presented in this specification is illustrated by Figure 2. The UML models found in MEF 7.2 and G.8052 provide a baseline for the SOAM MIBs. A number of the tables/objects in the MIB extend the IEEE CFM MIB objects as well as providing new objects from ITU-T G.8013/Y.1731 and the SOAM PM IA documents.

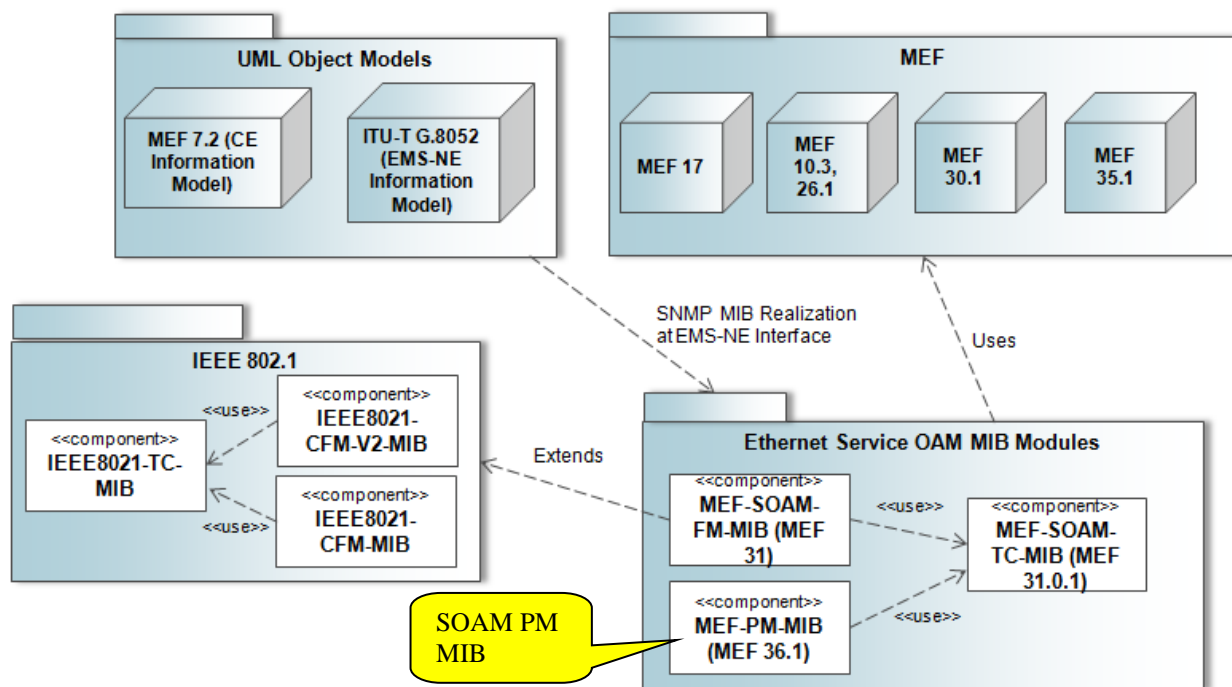


Figure 2 – Relationship between 802.1 CFM MIBs, UML Models, and SOAM MIBs

## 6.4 Overview of the Performance Monitoring Process

The Performance Monitoring process is made up of a number of Performance Monitoring instances, known as PM Sessions. A PM Session can be initiated between two MEPs in a MEG and be defined as either a Loss Measurement (LM) PM Session or Delay Measurement (DM) PM Session.



The LM Session can be used to determine the performance metrics FLR, Availability, and Resiliency. The DM session can be used to determine the performance metrics FD, IFDV, FDR, and MFD.

The PM Session is defined by the specific PM Function being run, Start Time, Stop Time, Message Period, Measurement Interval, and Repetition Time. The relationship of these different items are depicted in Figure 3 and Figure 4 (Refer to section 9.1 in SOAM PM [14]).

- The Start Time is the time that the PM Session begins and is applicable to On-Demand PM sessions. For Proactive PM Sessions the start time is not applicable as the PM Session begins as soon as the PM session is configured and enabled.
- The Stop Time is the time that the PM Session ends and is applicable to On-Demand PM Sessions. For Proactive PM Sessions the stop time is not applicable as the PM Session stops only when the PM Session is disabled or deleted.
- The Message Period is the SOAM PM Frame transmission frequency (the time between SOAM PM Frame transmissions).
- The Measurement Intervals are discrete, non-overlapping periods of time during which the PM Session measurements are performed and results are gathered. The Measurement Interval can align with the PM Session duration, but it doesn't need to. SOAM PM PDUs during a PM Session are only transmitted during a Measurement Interval.
- The Repetition Time is the time between the start times of the Measurement Intervals.

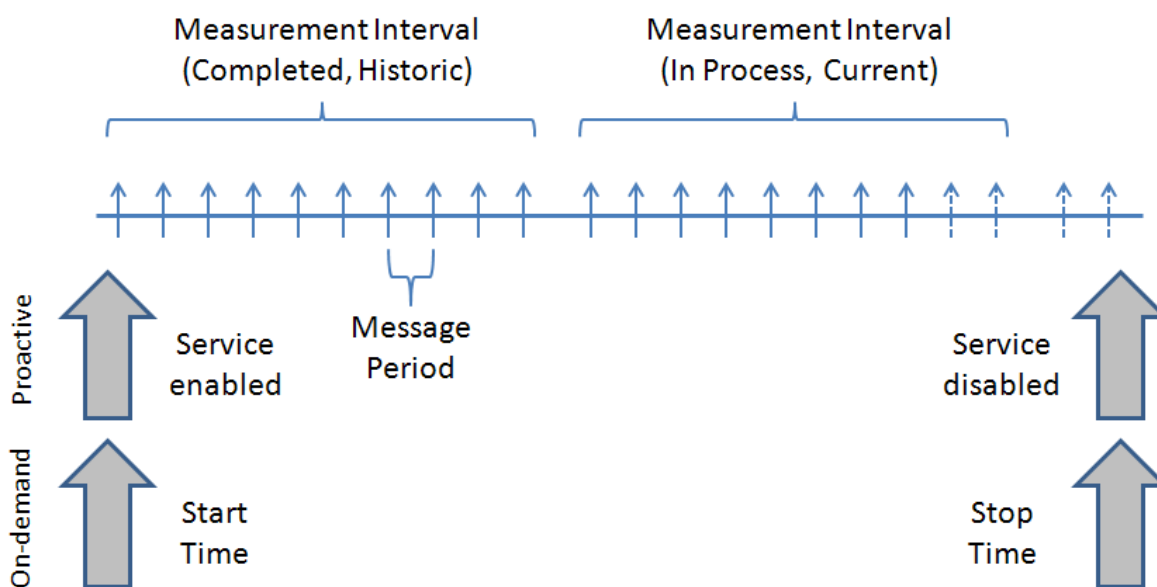
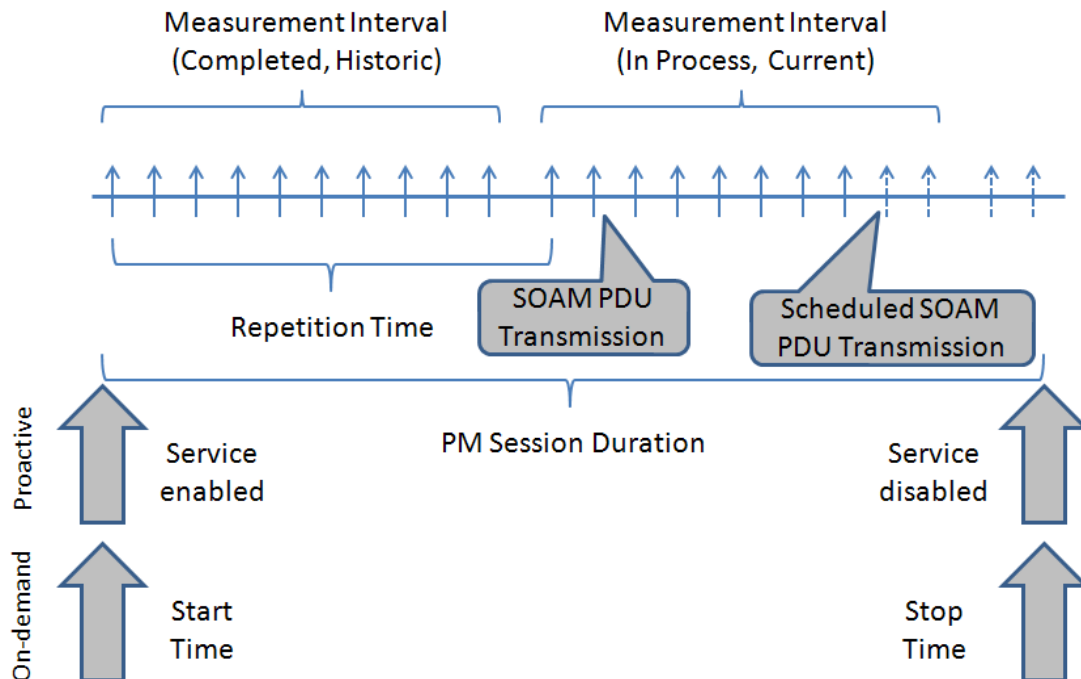


Figure 3 - Relationship Between Different Timing Parameters



**Figure 4 - Relationship Between Measurement Interval and Repetition Time**

To execute performance measurements, a PM Session is created through the use of the configuration items in either the LM or DM tables.

The PM Session can be configured to run forever (Proactive/On-Demand) or for a period of time (On-Demand). On-Demand types have a definitive start and stop time that can be relative or absolute or can have a stop time of "forever". Proactive types begin immediately when a PM Session is configured and enabled and end when the PM Session is deleted or disabled.

When a PM Session is completed, either through the PM Session being disabled or the Stop Time being reached, the current Measurement Interval is stopped, if it is in process at the time, and all the in process calculations are finalized.

A PM Session can be dual-ended or single-ended. In a single-ended session a Controller MEP sends SOAM PM PDUs towards a Responder MEP. The Responder MEP sends SOAM PM PDUs towards the Controller MEP in response to receiving SOAM PM PDUs from the Controller MEP. Results from the Controller MEP to the Responder MEP are known as "forward" results and results from the Responder MEP to the Controller MEP are "backward" results. All performance calculations are performed by the Controller MEP, and results are only available on the Controller MEP.

In a dual-ended session a Controller MEP sends SOAM PM PDUs towards a Sink MEP. There are no responses sent towards the Controller MEP. Results from the Controller MEP to Sink MEP are known as "forward" in the result tables. All performance calculations are performed by the Sink MEP, and results are only available on the Sink MEP. Two dual-ended sessions can exist on an EVC or OVC where SOAM PDUs are sent in both directions.

PM Sessions of type LMM/LMR, SLM/SLR, or DMM/DMR are single-ended types. PM Sessions of type 1DM, 1SL, or CCM are dual-ended types.

- Controller MEPs send SOAM PM PDUs of type LMM, SLM, 1SL, DMM, CCM, or 1DM and receive SOAM PM PDUs of type LMR, SLR, and DMR.
- Responder MEPs send SOAM PM PDUs of type LMR, SLR, or DMR and receive SOAM PM PDUs of type LMM, SLM, or DMM.
- Sink MEPs receive SOAM PM PDUs of type 1SL, CCM or 1DM.

## 7. SOAM PM MIB Overview

The SOAM PM MIB is divided into a number of different object groupings: the PM MIB MEP Objects, PM MIB Loss Measurement Objects, PM MIB Delay Measurement Objects, TCA Objects, and SOAM PM notifications.

This document treats the terms 'average' and 'arithmetic mean' as synonymous terms and consistently uses 'average' in object names and definitions.

### 7.1 PM MIB Per MEP Objects

The PM MIB Per MEP Objects are defined in the *mefSoamPmMepTable*. The *mefSoamPmMepTable* augments the *dotIagCfmMepEntry* found in the CFM MIB. It includes objects that are locally defined for an individual MEP that are used throughout the specific PM Sessions associated with the particular MEP.

- *mefSoamPmMepOperNextIndex* - Indicates the next available index for row creation in the LM and DM configuration tables of a PM session on a MEP
- *mefSoamPmMepLmSingleEndedResponder* - Indicates whether single-ended Loss Measurements (LMM) Responders are enabled on a MEP
- *mefSoamPmMepSlmSingleEndedResponder* - Indicates whether single-ended Synthetic Loss Measurements (SLM) Responders are enabled on a MEP
- *mefSoamPmMepDmSingleEndedResponder* - Indicates whether single-ended Delay Measurements (DMM) Responders are enabled on a MEP

Single-ended responders are either enabled or not and the three objects in this table for single-ended responders are the only configuration items needed for a responder to operate on a MEP.

### 7.2 PM MIB Loss Measurement (LM) Objects

The Loss Measurement Objects are defined in six separate tables: *mefSoamLmCfgTable*, *mefLmMeasuredStatsTable*, *mefSoamLmCurrentAvailStatsTable*, *mefSoamLmCurrentStatsTable*, *mefSoamLmHistoryAvailStatsTable*, and *mefSoamLmHistoryStatsTable*.

#### 7.2.1 LM Configuration Table

The *mefSoamLmCfgTable* includes configuration objects for the Loss Measurement PM Session. It uses the same indices that a MEP configuration does: *dot1agCfmMdIndex*, *dot1agCfmMaIndex*, and *dot1agCfmMepIdentifier*, as well as *mefSoamLmCfgIndex*, the specific LM Session number on a MEP.

A Loss Measurement Session is created on an existing MEP by first accessing the *mefSoamPmMepOperNextIndex* object and using this value as the *mefSoamLmCfgIndex* during row creation.

A single Loss Measurement Session can be used to measure Frame Loss, Frame Loss Ratio, Availability, and Resiliency between a given pair of MEPs, for a given CoS Frame Set. Group Availability is beyond the scope of this MIB since it is primarily a function of the EMS/NMS.

Configuration/status options are organized into eight general categories.

- LM Session type, version, session enable, and counter enables:
  - *mefSoamLmCfgType* - LM PM Session type
  - *mefSoamCfgVersion* - G.8013/Y.1731 SOAM PM PDU format version
  - *mefSoamLmCfgEnabled* - PM Session enable
  - *mefSoamLmCfgMeasurementEnable* - Specific PM Session measurement enables
  - *mefSoamLmCfgSessionType* - PM Session duration selection of Proactive or On-Demand
  - *mefSoamLmCfgTcaNextIndex* - PM Session next available TCA index number
- LM Session PDU transmission frequency and Measurement Interval size:
  - *mefSoamLmCfgMessagePeriod* - Interval between transmission of SOAM PM PDUs
  - *mefSoamLmCfgMeasurementInterval* - PM Session Measurement Interval. Calculations within a Measurement Interval are based upon a small time intervals  $\Delta t$  (delta\_t) as configured by *mefSoamLmCfgAvailabilityNumConsecutiveMeasPdus*.
  - *mefSoamLmCfgNumIntervalsStored* - Number of completed PM Session Measurement Intervals stored
- LM Session PDU composition and length:
  - *mefSoamLmCfgPriority* - SOAM PM PDU frame priority
  - *mefSoamLmCfgCosType* - SOAM PM PDU CoS type selection of VLAN ID, VLAN ID plus priority, or VLAN ID plus priority and DEI
  - *mefSoamLmCfgFrameSize* - *mefSoamLmCfgCosType* SOAM PM PDU frame size
  - *mefSoamLmCfgDataPattern* - SOAM PDU Data TLV fill pattern
  - *mefSoamLmCfgTestTlvIncluded* - Selection between Test TLV or Data TLV fill
  - *mefSoamLmCfgTestTlvPattern* - SOAM PDU Test TLV fill pattern

- *mefSoamLmCfgDei* - Drop Eligible Indicator
- *mefSoamLmTestId* - SLM/1SL Test ID
- LM Session peer partner selection:
  - *mefSoamLmCfgDestMacAddress* - Target or Destination MAC Address Field to be transmitted
  - *mefSoamLmCfgDestMepId* - Target MEP ID of the target MEP
  - *mefSoamLmCfgDestIsMepId* - Selection of the type of target MEP association: MEP or Destination MAC Address
  - *mefSoamLmCfgSourceMacAddress* - Selection of the source MAC Address field for the Sink MEP
- LM Session start, stop, and repetition selection:
  - *mefSoamLmCfgAlignMeasurementIntervals* - PM Session time of day hour alignment
  - *mefSoamLmCfgAlignMeasurementOffset* - PM Session offset from time of day
  - *mefSoamLmCfgStartTimeType* - PM Session start time type, i.e. immediate, fixed, or relative
  - *mefSoamLmCfgFixedStartDateAndTime* - PM Session fixed UTC start time
  - *mefSoamLmCfgRelativeStartTime* - PM Session relative start time
  - *mefSoamLmCfgStopTimeType* - PM Session stop time type, i.e. none, fixed, or relative
  - *mefSoamLmCfgFixedStopDateAndTime* - PM Session fixed UTC stop time
  - *mefSoamLmCfgRelativeStopTime* - PM Session relative stop time
  - *mefSoamLmCfgRepetitionTime* - PM Session time between starts of a Measurement Interval
- LM Session availability configuration:
  - *mefSoamLmCfgAvailabilityMeasurementInterval* - PM Session Availability Measurement Interval Calculations within a Availability Measurement Interval are based upon a small time intervals  $\Delta t$  (delta\_t) as configured by *mefSoamLmCfgAvailabilityNumConsecutiveMeasPdus*.
  - *mefSoamLmCfgAvailabilityNumConsecutiveMeasPdus* - Number of consecutive SOAM PM PDUs to be used in evaluating availability or FLR over a small time interval or  $\Delta t$  (delta\_t)
  - *mefSoamLmCfgAvailabilityFlrThreshold* - Availability threshold to be used in evaluating availability and unability status
  - *mefSoamLmCfgAvailabilityNumConsecutiveIntervals* - Number of consecutive  $\Delta t$  intervals to be used to determine the change in the availability status for each  $\Delta t$  interval, in other words a sliding window of width  $n \Delta t$  is used to determine availability

- *mefSoamLmCfgAvailabilityNumConsecutiveHighFlr* - Configurable number of consecutive  $p \Delta t$  intervals to be used in assessing CHLI in the sliding window to qualify a  $\Delta t$  interval as a CHLI
- LM Session parameters for status:
  - *mefSoamLmCfgSessionStatus* - Current status of the PM Session
- LM Session history statistic table clear:
  - *mefSoamLmCfgHistoryClear* - Object when written clears the PM Session history table

Alignment with MEF 10.3 is supported via the LM Session Availability configuration parameters where:

- *mefSoamLmCfgAvailabilityNumConsecutiveIntervals* is equivalent to MEF 10.3 parameter "n".
- *mefSoamLmCfgAvailabilityFlrThreshold* is equivalent to MEF 10.3 parameter "C".
- *mefSoamLmCfgAvailabilityNumConsecutiveHighFlr* is equivalent to 'p'.
- *mefSoamLmCfgAvailabilityNumConsecutiveMeasPdus* times *mefSoamLmCfgMessagePeriod* for SLM/LMM/CCM is equivalent to MEF 10.3 parameter " $\Delta t$ ".

### 7.2.2 LM Measured Statistic Table

The LM Measured Statistic Table, *mefSoamLmMeasuredStatsTable*, is created automatically when a LM session is created and contains the Loss Measurement statistic information from the last received SOAM PDU. It uses the same indices as the *mefSoamLmCfgTable* table.

- *mefSoamLmMeasuredStatsForwardFlr* - Last PM Session Forward FLR
- *mefSoamLmMeasuredStatsBackwardFlr* - Last PM Session Backward FLR
- *mefSoamLmMeasuredStatsAvailForwardStatus* - Last PM Session Forward Availability status
- *mefSoamLmMeasuredStatsAvailBackwardStatus* - Last PM Session Backward Availability status
- *mefSoamLmMeasuredStatsAvailForwardLastTransitionTime* - Last PM Session Forward Availability Status transition time
- *mefSoamLmMeasuredStatsAvailBackwardLastTransitionTime* - Last PM Session Backward Availability Status transition time

### 7.2.3 LM Current Availability Statistic Table

The LM Current Availability Statistic Table, *mefSoamLmCurrentAvailStatsTable*, is created automatically when a LM session is created and contains the Availability statistics for the current availability Measurement Interval. It uses the same indices as the *mefSoamLmCfgTable* table,



but the Measurement Interval (*mefSoamLmCfgAvailabilityMeasurementInterval*) is independent of the interval used for the *mefSoamLmCurrentStatsTable* (*mefSoamLmCfgMeasurementInterval*).

At the beginning of each availability Measurement Interval the values in the Current Availability Statistic Table are copied to a new row in the *mefSoamLmHistoryAvailStatsTable* and the Current Availability Statistic Table counter and status values are reset to zero and the start time is updated to the new Measurement Interval start time.

The LM Current Availability Statistic Table objects are organized into four categories.

- LM Availability interval start time and elapsed time:
  - *mefSoamLmCurrentAvailStatsIndex* - Current Availability Measurement Interval for this PM Session
  - *mefSoamLmCurrentAvailStatsStartTime* - Current Availability Measurement Interval start time
  - *mefSoamLmCurrentAvailStatsElapsedTime* - Current Availability Measurement Interval elapsed time
- LM Availability interval suspect status:
  - *mefSoamLmCurrentAvailStatsSuspect* - Current Availability Measurement Interval suspect indicator
- LM Availability high loss, and consecutive high loss:
  - *mefSoamLmCurrentAvailStatsForwardHighLoss* - Current Availability Measurement Interval Forward HLI
  - *mefSoamLmCurrentAvailStatsBackwardHighLoss* - Current Availability Measurement Interval Backward HLI
  - *mefSoamLmCurrentAvailStatsForwardConsecutiveHighLoss* - Current Availability Measurement Interval Forward CHLI
  - *mefSoamLmCurrentAvailStatsBackwardConsecutiveHighLoss* - Current Availability Measurement Interval Backward CHLI
- LM Availability available and unavailable  $\Delta t$  intervals counters
  - *mefSoamLmCurrentAvailStatsForwardAvailable* - Current Availability Measurement Interval Forward Availability  $\Delta t$  intervals
  - *mefSoamLmCurrentAvailStatsBackwardAvailable* - Current Availability Measurement Interval Backward Availability  $\Delta t$  intervals
  - *mefSoamLmCurrentAvailStatsForwardUnavailable* - Current Availability Measurement Interval Forward Unavailability  $\Delta t$  intervals
  - *mefSoamLmCurrentAvailStatsBackwardUnavailable* - Current Availability Measurement Interval Backward Unavailability  $\Delta t$  intervals
- LM Availability FLR counters

- *mefSoamLmCurrentAvailForwardMinFlr* - Current Availability Measurement Interval Forward minimum FLR
- *mefSoamLmCurrentAvailForwardMaxFlr* - Current Availability Measurement Interval Forward maximum FLR
- *mefSoamLmCurrentAvailForwardAvgFlr* - Current Availability Measurement Interval Forward average FLR
- *mefSoamLmCurrentAvailBackwardMinFlr* - Current Availability Measurement Interval Backward minimum FLR
- *mefSoamLmCurrentAvailBackwardMaxFlr* - Current Availability Measurement Interval Backward maximum FLR
- *mefSoamLmCurrentAvailBackwardAvgFlr* - Current Availability Measurement Interval Backward average FLR

#### 7.2.4 LM Current Statistic Table

The LM Current Statistic Table, *mefSoamLmCurrentStatsTable*, is created automatically when a LM session is created and contains the currently enabled statistic counters and statuses for the current Measurement Interval. It uses the same indices as the *mefSoamLmCfgTable* table, but the Measurement Interval (*mefSoamLmCfgMeasurementInterval*) is independent of the interval used for the *mefSoamLmCurrentAvailStatsTable* (*mefSoamLmCfgAvailabilityMeasurementInterval*).

At the beginning of each Measurement Interval the values in the Current Statistic Table are copied to a new row in the *mefSoamLmHistoryStatsTable* and the Current Statistic Table counter and status values are reset to zero and the start time is updated to the Measurement Interval start time.

The LM Current Statistic Table objects are organized into five categories.

- LM interval start time and elapsed time:
  - *mefSoamLmCurrentStatsIndex* - Current Measurement Interval for this PM Session
  - *mefSoamLmCurrentStatsStartTime* - Current Measurement Interval start time
  - *mefSoamLmCurrentStatsElapsedTime* - Current Measurement Interval elapsed time
- LM interval suspect status:
  - *mefSoamLmCurrentStatsSuspect* - Current Measurement Interval suspect indicator
- LM forward transmitted/received frames, minimum, maximum and average (arithmetic mean) frame loss ratio, available and unavailable counters:
  - *mefSoamLmCurrentStatsForwardTransmittedFrames* - Current Measurement Interval Forward transmitted frames



- *mefSoamLmCurrentStatsForwardReceivedFrames* - Current Measurement Interval Forward received frames
- *mefSoamLmCurrentStatsForwardMinFlr* - Current Measurement Interval Forward minimum FLR
- *mefSoamLmCurrentStatsForwardMaxFlr* - Current Measurement Interval Forward maximum FLR
- *mefSoamLmCurrentStatsForwardAvgFlr* - Current Measurement Interval Forward average FLR
- LM backward transmitted/received frames, minimum, maximum and average (arithmetic mean) frame loss ratio, available and unavailable counters:
  - *mefSoamLmCurrentStatsBackwardTransmittedFrames* - Current Measurement Interval Backward transmitted frames
  - *mefSoamLmCurrentStatsBackwardReceivedFrames* - Current Measurement Interval Backward received frames
  - *mefSoamLmCurrentStatsBackwardMinFlr* - Current Measurement Interval Backward minimum FLR
  - *mefSoamLmCurrentStatsBackwardMaxFlr* - Current Measurement Interval Backward maximum FLR
  - *mefSoamLmCurrentStatsBackwardAvgFlr* - Current Measurement Interval Backward average FLR
- LM initiated and received measurement counts:
  - *mefSoamLmCurrentStatsSoamPdusSent* - Current Measurement Interval SOAM PM PDUs transmitted
  - *mefSoamLmCurrentStatsSoamPdusReceived* - Current Measurement Interval SOAM PM PDUs received

### 7.2.5 LM Availability History Statistic Table

The LM Availability History Statistic Table, *mefSoamLmHistoryAvailStatsTable*, is created automatically when the first availability Measurement Interval completes in a LM session. A new row is created as each availability Measurement Interval is completed with the information from the completed *mefSoamLmCurrentAvailStatsTable* entry. The duration of each availability Measurement Interval is determined by *mefSoamLmCfgAvailabilityMeasurementInterval* and is independent of the Measurement Interval used for the *mefSoamLmHistoryStatsTable*. The oldest row can be deleted after a period of time, but is mandatory to be persistent for 32 completed Measurement Intervals and recommended to be persistent for 96 completed Measurement Intervals.

The LM Availability History Statistic Table uses the same indices as the *mefSoamLmCfgTable* table as well as the one additional index, the *mefSoamLmHistoryAvailStatsIndex* number.

The LM Availability History Statistic Table contains the same four categories as the *mefSoamLmCurrentAvailStatsTable* table, except the first category is interval end time and elapsed time.

The objects are the same except they are listed as "History" instead of "Current".

### 7.2.6 LM History Statistic Table

The LM History Statistic Table, *mefSoamLmHistoryStatsTable*, is created automatically when the first Measurement Interval completes in a LM session. A new row is created as each Measurement Interval is completed with the information from the completed *mefSoamLmCurrentStatsTable* entry. The duration of each Measurement Interval is determined by *mefSoamLmCfgMeasurementInterval* and is independent of the Availability Measurement Interval used for the *mefSoamLmHistoryAvailStatsTable*. The oldest row can be deleted after a period of time, but is mandatory to be persistent for 32 completed Measurement Intervals and recommended to be persistent for 96 completed Measurement Intervals.

The LM History Statistic Table uses the same indices as the *mefSoamLmCfgTable* table as well as the one additional index, the *mefSoamLmHistoryStatsIndex* number.

The LM History Statistic Table contains the same five categories as the *mefSoamLmCurrentStatsTable* table, except the first category is interval end time and elapsed time.

The objects are the same except they are listed as "History" instead of "Current".

## 7.3 PM MIB Delay Measurement (DM) Objects

The Delay Measurement Objects are defined in three pairs of tables: *mefSoamDmCfgTable* and *mefSoamDmCfgMeasBinTable*, *mefSoamDmCurrentStatsXTable* and *mefSoamDmCurrentStatsBinsTable*, and *mefSoamDmHistoryStatsXTable* and *mefSoamDmHistoryStatsBinsTable*, and the *mefDmMeasuredStatsTable*.

### 7.3.1 DM Configuration Table

The *mefSoamDmCfgTable* includes configuration objects for the Delay Measurement PM session. It uses the same indices that a MEP configuration does: *dot1agCfmMdIndex*, *dot1agCfmMaIndex*, and *dot1agCfmMepIdentifier*, as well as *mefSoamDmCfgIndex*, the specific DM PM Session number on a MEP.

A Delay Measurement Session is created on an existing MEP by first accessing the *mefSoamPmMepOperNextIndex* object and using this value as the *mefSoamDmCfgIndex* during row creation.

A single Delay Measurement Session tracks Inter-Frame Delay, Frame Delay Variation, and Frame Delay Range.

Configuration/status options are organized into eight general categories.

- DM Session type, session enable, and counter enables:
  - *mefSoamDmCfgType* - DM PM Session type

- *mefSoamDmCfgVersion* - G.8013/Y.1731 SOAM PM PDU format version
- *mefSoamDmCfgEnabled* - PM Session enable
- *mefSoamDmCfgMeasurementEnable* - Specific PM Session measurement enables
- *mefSoamDmCfgSessionType* - PM Session duration selection of Proactive or On-Demand
- *mefSoamDmCfgTcaNextIndex* - PM Session next available TCA index number
- DM Session PDU transmission frequency and Measurement Interval size:
  - *mefSoamDmMessagePeriod* - Interval between transmission of SOAM PM PDUs
  - *mefSoamDmCfgMeasurementInterval* - PM Session Measurement Interval
  - *mefSoamDmCfgNumIntervalsStored* - Number of completed PM Session Measurement Intervals stored
- DM Session PDU composition and length:
  - *mefSoamDmCfgPriority* - SOAM PM PDU frame priority
  - *mefSoamDmCfgCosType* - SOAM PM PDU CoS type selection of VLAN ID, VLAN ID plus priority, or VLAN ID plus priority and DEI
  - *mefSoamDmCfgFrameSize* - SOAM PM PDU frame size
  - *mefSoamDmCfgDataPattern* - SOAM PDU Data TLV fill pattern
  - *mefSoamDmCfgTestTlvIncluded* - Selection between Test TLV or Data TLV fill
  - *mefSoamDmCfgTestTlvPattern* - SOAM PDU Test TLV fill pattern
  - *mefSoamDmCfgDei* - Drop Eligible Indicator
- DM Session peer partner selection:
  - *mefSoamDmCfgDestMacAddress* - Target or Destination MAC Address Field to be transmitted
  - *mefSoamDmCfgDestMepId* - Target MEP ID of the target MEP
  - *mefSoamDmCfgDestIsMepId* - Selection of the type of target MEP association: MEP or Destination MAC Address
  - *mefSoamDmCfgSourceMacAddress* - Selection of the source MAC Address field for the Sink MEP
- DM Session start, stop, and repetition selection:
  - *mefSoamDmCfgAlignMeasurementIntervals* - PM Session time of day hour alignment
  - *mefSoamDmCfgAlignMeasurementOffset* - PM Session offset from time of day
  - *mefSoamDmCfgStartTimeType* - PM Session start time type, i.e. immediate, fixed, or relative

- *mefSoamDmCfgFixedStartDateAndTime* - PM Session fixed UTC start time
- *mefSoamDmCfgRelativeStartTime* - PM Session relative start time
- *mefSoamDmCfgStopTimeType* - PM Session stop time type, i.e. none, fixed, or relative
- *mefSoamDmCfgFixedStopDateAndTime* - PM Session fixed UTC stop time
- *mefSoamDmCfgRelativeStopTime* - PM Session relative stop time
- *mefSoamDmCfgRepetitionTime* - PM Session time between starts of a Measurement Interval
- DM Session measurement bin configuration:
  - *mefSoamDmCfgNumMeasBinsPerFrameDelayInterval* - DM PM Session number of measurement bins per Frame Delay interval
  - *mefSoamDmCfgNumMeasBinsPerInterFrameDelayVariationInterval* - DM PM Session number of measurement bins per Inter-Frame Delay interval
  - *mefSoamDmCfgInterFrameDelayVariationSelectionOffset* DM PM Session offset for Inter-Frame Delay Variation measurements
  - *mefSoamDmCfgNumMeasBinsPerFrameDelayRangeInterval* - DM PM Session number of measurement bins per Frame Delay Range interval
- DM Session status:
  - *mefSoamDmCfgSessionStatus* - Current status of the PM Session
- DM Session history statistic table clear:
  - *mefSoamDmCfgHistoryClear* - Object when written clears the PM Session history table

### 7.3.2 DM Configuration Bin Table

The *mefSoamDmCfgMeasBinTable* includes configuration objects for the Delay Measurement Bin PM Session. It uses the same indices as the *mefSoamDmCfgTable* as well as the *mefSoamDmCfgMeasBinType* and *mefSoamDmCfgMeasBinNumber*.

For each row the *mefSoamDmCfgMeasBinLowerBound* is selected, which defines the lower boundary of each bin. The set of bin boundaries indicates the time range for each of the defined bins.

For example the selection of five bins via either the *mefSoamDmCfgNumMeasBinsPerFrameDelayInterval* or *mefSoamDmCfgNumMeasBinsPerInterFrameDelayVariationInterval* or *mefSoamDmCfgNumMeasBinsPerFrameDelayRangeInterval* objects, results in the set of default values for the *mefSoamDmCfgMeasBinLowerBound* of {0, 5000, 10000, 15000, 20000}. These values creates bins with the following lower and upper boundaries:

Bin	<i>mefSoamDmCfg</i>	Lower	Upper
-----	---------------------	-------	-------

number	MeasBinLowerBound Default Values	boundary	boundary
1	0	$\geq 0\mu\text{s}$	$< 5,000\mu\text{s}$
2	5000	$\geq 5,000\mu\text{s}$	$< 10,000\mu\text{s}$
3	10000	$\geq 10,000\mu\text{s}$	$< 15,000\mu\text{s}$
4	15000	$\geq 15,000\mu\text{s}$	$< 20,000\mu\text{s}$
5	20000	$\geq 20,000\mu\text{s}$	$< \text{infinity}$

**Table 2 – Delay Measurement Bin Default Boundaries**

These default values can be updated based upon changing the individual *mefSoamDmCfgMeasBinLowerBound* object value in each row.

### 7.3.3 DM Measured Statistic Table

The original DM Measured Statistic Table found in MEF 36 [17], the *mefSoamDmMeasuredStatsTable* has been deprecated and has been removed from this document.

The DM Measured Statistic Table, *mefSoamDmMeasuredStatsXTable*, is created automatically when a DM session is created and contains the Delay Measurement statistic information from the last received SOAM PDU. It uses the same indices as the *mefSoamDmCfgTable* table.

- *mefSoamDmMeasuredStatsXFrameDelayTwoWay* - Last PM Session Two-Way Frame Delay
- *mefSoamDmMeasuredStatsXFrameDelayForward* - Last PM Session Forward Frame Delay
- *mefSoamDmMeasuredStatsXFrameDelayBackward* - Last PM Session Backward Frame Delay
- *mefSoamDmMeasuredStatsXIfdvTwoWay* - Last PM Session Two-Way Inter-Frame Delay
- *mefSoamDmMeasuredStatsXIfdvForward* - Last PM Session Forward Inter-Frame Delay
- *mefSoamDmMeasuredStatsXIfdvBackward* - Last PM Session Backward Inter-Frame Delay

### 7.3.4 DM Current Statistic Table

The original DM Current Statistic Table found in MEF 36 [17], the *mefSoamDmCurrentStatsTable* has been deprecated and has been removed from this document.

The DM Current Statistic Table, *mefSoamDmCurrentStatsXTable*, is created automatically when a DM session is created and contains the currently enabled statistic counters and statuses

for the current Measurement Interval. It uses the same indices as the *mefSoamDmCfgTable* table.

At the beginning of each Measurement Interval the values in the Current Statistic Table are copied to a new row in the *mefSoamDmHistoryStatsXTable* and the Current Statistic Table values and statuses are reset to zero and the start time is updated to the Measurement Interval start time.

The DM Current Statistic Table objects are organized into six categories.

- DM interval start time and elapsed time:
  - *mefSoamDmCurrentStatsXIndex* - Current Measurement Interval for this PM Session
  - *mefSoamDmCurrentStatsXStartTime* - Current Measurement Interval start time
  - *mefSoamDmCurrentStatsXElapsedTime* - Current Measurement Interval elapsed time
- DM interval suspect status:
  - *mefSoamDmCurrentStatsXSuspect* - Current Measurement Interval suspect indicator
- DM frame delay two-way, forward, and backward min, max, and average (arithmetic mean) counters:
  - *mefSoamDmCurrentStatsXFrameDelayTwoWayMin* - Current Measurement Interval Frame Delay Two-Way minimum
  - *mefSoamDmCurrentStatsXFrameDelayTwoWayMax* - Current Measurement Interval Frame Delay Two-Way Frame maximum
  - *mefSoamDmCurrentStatsXFrameDelayTwoWayAvg* - Current Measurement Interval Frame Delay Two-Way average
  - *mefSoamDmCurrentStatsXFrameDelayForwardMin* - Current Measurement Interval Frame Delay Forward minimum
  - *mefSoamDmCurrentStatsXFrameDelayForwardMax* - Current Measurement Interval Frame Delay Forward maximum
  - *mefSoamDmCurrentStatsXFrameDelayForwardAvg* - Current Measurement Interval Frame Delay Forward average
  - *mefSoamDmCurrentStatsXFrameDelayBackwardMin* - Current Measurement Interval Frame Delay Backward minimum
  - *mefSoamDmCurrentStatsXFrameDelayBackwardMax* - Current Measurement Interval Frame Delay Backward maximum
  - *mefSoamDmCurrentStatsXFrameDelayBackwardAvg* - Current Measurement Interval Frame Delay Backward average
- DM inter-frame delay variation two-way, forward, and backward min, max, and average (arithmetic mean) counters:



- *mefSoamDmCurrentStatsXIfdvForwardMax* - Current Measurement Interval Inter-Frame Delay Forward maximum
- *mefSoamDmCurrentStatsXIfdvForwardAvg* - Current Measurement Interval Inter-Frame Delay Forward average
- *mefSoamDmCurrentStatsXIfdvBackwardMax* - Current Measurement Interval Inter-Frame Delay Backward maximum
- *mefSoamDmCurrentStatsXIfdvBackwardAvg* - Current Measurement Interval Inter-Frame Delay Backward average
- *mefSoamDmCurrentStatsXIfdvTwoWayMax* - Current Measurement Interval Inter-Frame Delay Two-Way maximum
- *mefSoamDmCurrentStatsXIfdvTwoWayAvg* - Current Measurement Interval Inter-Frame Delay Two-Way average
- DM frame delay range two-way, forward, and backward, max, and average (arithmetic mean) counters:
  - *mefSoamDmCurrentStatsXFrameDelayRangeForwardMax* - Current Measurement Interval Frame Delay Range Forward maximum
  - *mefSoamDmCurrentStatsXFrameDelayRangeForwardAvg* - Current Measurement Interval Frame Delay Range Forward average
  - *mefSoamDmCurrentStatsXFrameDelayRangeBackwardMax* - Current Measurement Interval Frame Delay Range Backward maximum
  - *mefSoamDmCurrentStatsXFrameDelayRangeBackwardAvg* - Current Measurement Interval Frame Delay Range Backward average
  - *mefSoamDmCurrentStatsXFrameDelayRangeTwoWayMax* - Current Measurement Interval Frame Delay Range Two-Way maximum
  - *mefSoamDmCurrentStatsXFrameDelayRangeTwoWayAvg* - Current Measurement Interval Frame Delay Range Two-Way average
- DM initiated and received measurement counts:
  - *mefSoamDmCurrentStatsXSoamPdusSent* - Current Measurement Interval SOAM PM PDUs transmitted
  - *mefSoamDmCurrentStatsXSoamPdusReceived* - Current Measurement Interval SOAM PM PDUs received

### 7.3.5 DM Current Statistic Bins Table

The DM Current Statistic Bins Table, *mefSoamDmCurrentStatsBinsTable*, is created automatically when a DM session is created and contains the currently enabled statistic bin counters for the current Measurement Interval. It uses the same indices as the *mefSoamDmCfgMeasBinTable*.

At the beginning of each Measurement Interval the values in the Current Bin Statistic Table are copied to a new row, one for each bin number, in the *mefSoamDmHistoryStatsXBinsTable* and the Current Statistic Bins Table values are reset to zero.

The DM Current Bin Statistic Table contains one object per row per bin, *mefSoamDmCurrentStatsBinsCounter*, which indicates a count for the specific bin.

### 7.3.6 DM History Statistic Table

The original DM History Statistic Table found in MEF 36 [17], the *mefSoamDmHistoryStatsTable* has been deprecated and has been removed from this document.

The DM History Statistic Table, *mefSoamDmHistoryStatsXTable*, is created automatically when the first Measurement Interval completes in a DM session. A new row is created as each Measurement Interval is completed with the information from the completed *mefSoamDmCurrentStatsXTable* entry. The oldest row can be deleted after a period of time, but is mandatory to be persistent for 32 completed Measurement Intervals and recommended to be persistent for 96 completed Measurement Intervals.

The DM History Statistic Table uses the same indices as the *mefSoamDmCfgTable* table as well as the one additional index, the *mefSoamDmHistoryStatsXIndex* number.

The DM History Statistic Table contains the same five categories as the *mefSoamDmCurrentStatsXTable* table, except the first category is interval end time and elapsed time.

The objects are the same except they are listed as "History" instead of "Current".

### 7.3.7 DM History Bin Statistic Table

The DM History Bin Statistic Table, *mefSoamDmHistoryStatsBinTable*, is created automatically when the first Measurement Interval completes in a DM session. One row for each bin is created as each Measurement Interval is completed with the information from the completed *mefSoamDmCurrentStatsBinsTable* entry. The oldest rows can be deleted after a period of time, but it is mandatory to be persistent for 32 completed Measurement Intervals and recommended to be persistent for 96 completed Measurement Intervals.

The DM History Statistic Bins Table uses the same indices as the *mefSoamDmCfgBinsTable* table as well as the one additional index the *mefSoamDmHistoryStatsXIndex* number.

The DM History Bin Statistic Table contains the same object as the *mefSoamDmCurrentStatsBinsTable* table, except it is listed as "History" instead of "Current".

## 7.4 PM MIB Threshold Crossing Alert Configuration Objects

The original Threshold Crossing Alert (TCA) configuration tables found in MEF 36 [17], the *mefSoamDmThresholdCfgTable* and the *mefSoamLmThresholdCfgTable* have been deprecated and have been removed from this document.



There are two groups of Threshold Crossing Alert (TCA) configuration tables: the *mefSoamDmTcaCfgTable*, used for DM thresholds, and the *mefSoamLmTcaCfgTable*, used for the LM thresholds.

Each table configures specific thresholds for either the DM or LM PM Session.

The main purpose of the TCA notifications is to indicate when a specific performance metric has not been met and to provide a notification of the event.

If two SNMP managers try to "create" the same row at the same time, the first creation attempt would succeed, the second creation attempt would result in an error. The second creation attempt would then need to select a new index value to create a new row.

Two types of TCAs are supported: (1) "stateless", that is generated when the measured value is above the threshold during a Measurement Interval; and (2) "stateful", that is generated when a threshold is exceeded (SET) and again when the values falls below (CLEAR) the threshold in a Measurement Interval. These two types are described further below.

Both types of TCA notifications can be supported in an NE.

#### 7.4.1 Stateless

When a measurement value is above the threshold for a specific performance metric for a specific PM Session within a Measurement Interval **and** the specific measurement counter is enabled **and** the specific threshold is enabled **and** the TCA "stateless" notification is enabled **and** a PM MIB Stateless TCA notification has not already been generated during this Measurement Interval, a PM MIB TCA notification is generated.

#### 7.4.2 Stateful Threshold Set/Clear

When a measurement value exceeds the the threshold for a specific performance metric for a specific PM session within a Measurement Interval **and** the specific measurement counter is enabled **and** the specific threshold is enabled **and** the TCA "stateful" notification is enabled **and** the previous measurement value did not exceed the threshold a PM MIB Set TCA notification is generated.

When a measurement value does not exceed the the clear threshold for a specific performance metric for a specific PM session at the end of a Measurement Interval **and** the specific measurement counter is enabled **and** the specific threshold is enabled **and** the TCA "stateful" notification is enabled **and** the previous measurement value was exceeded at some point during (or at the end of) the previous measurement interval a PM MIB Clear TCA notification is generated.

#### 7.4.3 LM Threshold Crossing Alerts (TCA)

The *mefSoamLmTcaCfgTable* is configured after the LM PM Session is configured. Rows are not automatically created. Each threshold is individually enabled via the *mefSoamLmTcaCfgEnable* object after it has been created. One or more TCAs can be created per PM Session. The same metric can be used to create multiple threshold levels that can be acted upon in different ways.

The *mefSoamLmTcaCfgTable* includes configuration objects for the LM PM Session TCA. It uses the same indices that the LM PM Session does: *dot1agCfmMdIndex*, *dot1agCfmMaIndex*, and *dot1agCfmMepIdentifier*, and *mefSoamLmCfgIndex*, as well as *mefSoamLmTcaCfgIndex*, the specific LM PM Session TCA, and *mefSoamLmTcaCfgType*, the specific type of LM PM Session TCA.

A LM PM Session TCA is created on a specific PM Session by first accessing the next available index number, *mefSoamLmCfgTcaNextIndex* object and using this value as the *mefSoamLmTcaCfgIndex* during row creation.

The following TCA configuration options are supported:

- *mefSoamLmTcaCfgEnable* - Specific TCA enable
- *mefSoamLmTcaCfgType* - TCA PM metric selection (used as an index for the *mefSoamLmTcaCfgTable*)
- *mefSoamLmTcaCfgAlarmType* - Selection of TCA to be either 'stateless' or 'stateful'
- *mefSoamLmTcaCfgThresholdValue* - TCA threshold value for stateless or stateful TCA SET
- *mefSoamLmTcaCfgClearValue* - TCA threshold value for stateful TCA CLEAR
- *mefSoamLmTcaCfgAlarmCurrentState* - Current state of the TCA notification

The following LM thresholds are supported via the *mefSoamLmTcaCfgType* object:

- HLI Forward Direction
- CHLI Forward Direction
- HLI Backward Direction
- CHLI Backward Direction

#### 7.4.4 DM Threshold Crossing Alerts (TCA)

The *mefSoamDmTcaCfgTable* is configured after the DM PM Session is configured. Rows are not automatically created. Each threshold is individually enabled via the *mefSoamDmTcaCfgEnable* object after it has been created. One or more TCAs can be created per PM Session. The same metric can be used to create multiple threshold levels that can act upon in different ways.

The *mefSoamDmTcaCfgTable* includes configuration objects for the DM PM Session TCA. It uses the same indices that the DM PM Session does: *dot1agCfmMdIndex*, *dot1agCfmMaIndex*, and *dot1agCfmMepIdentifier*, and *mefSoamDmCfgIndex*, as well as *mefSoamDmTcaCfgIndex*, the specific DM PM Session TCA, and *mefSoamDmTcaCfgType*, the specific type of DM PM Session TCA.

A DM PM Session TCA is created on a specific PM Session by first accessing the next available index number, *mefSoamDmCfgTcaNextIndex* object and using this value as the *mefSoamDmTcaCfgIndex* during row creation.

The following TCA configuration options are supported:

- *mefSoamDmTcaCfgEnable* - Specific TCA enable
- *mefSoamDmTcaCfgType* - TCA PM metric selection: Forward/Backward/Two-Way FD/FDR/IFDV bin value and maximum value (used as an index for the *mefSoamDmTcaCfgTable*)
- *mefSoamDmTcaCfgAlarmType* - Selection of TCA to be either 'stateless' or 'stateful'
- *mefSoamDmTcaCfgBinNumber* - Bin value 'k' needed for bin types of TCAs, UBC(k)
- *mefSoamDmTcaCfgThresholdValue* - TCA threshold value for stateless or stateful TCA SET
- *mefSoamDmTcaCfgClearValue* - TCA threshold value for stateful TCA CLEAR
- *mefSoamDmTcaCfgAlarmCurrentState* - Current state of the TCA notification

The following DM thresholds are supported via the *mefSoamDmTcaCfgType* object:

- Frame Delay Forward Bin
- Frame Delay Forward Max
- Frame Delay Range Forward Bin
- Frame Delay Range Forward Max
- Inter-Frame Delay Variation Forward Bin
- Inter-Frame Delay Variation Forward Max
- Frame Delay Backward Bin
- Frame Delay Backward Max
- Frame Delay Range Backward Bin
- Frame Delay Range Backward Max
- Inter-Frame Delay Variation Backward Bin
- Inter-Frame Delay Variation Backward Max
- Frame Delay Two-Way Bin
- Frame Delay Two-Way Max
- Frame Delay Two-Way Forward Bin
- Frame Delay Two-Way Forward Max
- Inter-Frame Delay Variation Two-Way Bin
- Inter-Frame Delay Variation Two-Way Max

## 7.5 PM MIB Notifications

The following objects are specific to notifications and are included in the list of objects for the specific SOAM PM notifications:

- *mefSoamPmNotificationObjDateAndTime* - contains the UTC time and date at the time that the notification event is detected
- *mefSoamPmNotificationObjThresholdId* - contains the Object Identifier of the object that caused the generation of the threshold notification
- *mefSoamPmNotificationObjThresholdConfig* - contains the configured threshold value of the object that caused the generation of the threshold notification
- *mefSoamPmNotificationObjThresholdValue* - contains the measured value of the object at the time of generation of the notification
- *mefSoamPmNotificationObjSuspect* - contains the suspect flag for the current Measurement Interval in which the notification was generated
- *mefSoamPmNotificationObjCrossingType* - contains the type of notification crossing
- *mefSoamPmNotificationObjDestinationMep* - contains the MAC address of the destination MEP associated with the notification event
- *mefSoamPmNotificationObjDestinationMepId* - contains the MEP Identifier of the destination MEP associated with the notification event
- *mefSoamPmNotificationObjPriority* - contains the CoS priority associated with the notification event
- *mefSoamPmNotificationObjMeasurementInterval* - contains the time at the start of the Measurement Interval associated with the notification event
- *mefSoamPmNotificationObjSeverity* - contains the severity of the notification event
- *mefSoamPmNotificationObjAvailabilityStatus* - contains the availability status change for the notification event

The following objects configure notifications:

- *mefSoamPmNotificationCfgAlarmInterval* - contains the shortest time interval in seconds between the generation of the same notification type per PM Session.
- *mefSoamPmNotificationCfgAlarmEnable* - Enables/Disables specific types of notification.

The following SOAM PM notifications can be generated:

- *mefSoamAvailabilityChangeAlarm* - is sent when the state of the availability of the indicated service changes
- *mefSoamLmSessionStartStopAlarm* - is sent when the state of the LM session changes
- *mefSoamDmSessionStartStopAlarm* - is sent when the state of the DM session changes
- *mefSoamPmThresholdCrossingAlarm* - is sent when the value of the threshold crossing object from *mefSoamLmThresholdCfgTable*, *mefSoamLmTcaCfgTable*, *mefSoamDmThresholdCfgTable*, or *mefSoamDmTcaCfgTable* as indicated by the *mefSoamPmNotificationThresholdId* is crossed.

For a notification to be sent the applicable measurement counter needs to be enabled and for TCA notifications a threshold needs to be configured and crossed during a Measurement Interval.

## 7.6 PM MIB Conformance and Compliance

There are two conformance items: the *mefSoamPmMibCompliances* section and the *mefSoamPmMibGroups* conformance group.

The units of conformance are organized into the following mandatory groups:

- mefSoamPmMepMandatoryGroup
- mefSoamLmCfgMandatoryGroup
- mefSoamLmMeasuredStatsMandatoryGroup
- mefSoamLmCurrentAvailStatsMandatoryGroup
- mefSoamLmCurrentStatsMandatoryGroup
- mefSoamLmHistoryAvailStatsMandatoryGroup
- mefSoamLmHistoryStatsMandatoryGroup
- mefSoamDmCfgMandatoryGroup
- mefSoamDmCfgMeasBinMandatoryGroup
- mefSoamDmCurrentStatsMandatoryGroup
- mefSoamDmCurrentStatsBinsMandatoryGroup
- mefSoamDmHistoryStatsMandatoryGroup
- mefSoamDmHistoryStatsBinsMandatoryGroup
- mefSoamPmNotificationsMandatoryGroup
- mefSoamPmNotificationCfgMandatoryGroup
- mefSoamPmNotificationObjMandatoryGroup

The units of conformance are organized into the following optional groups:

- mefSoamLmCfgOptionalGroup
- mefSoamLmMeasuredStatsOptionalGroup
- mefSoamLmCurrentAvailStatsOptionalGroup
- mefSoamLmCurrentStatsOptionalGroup
- mefSoamLmHistoryAvailStatsOptionalGroup
- mefSoamLmHistoryStatsOptionalGroup
- mefSoamDmCfgOptionalGroup
- mefSoamDmMeasuredStatsOptionalGroup

- *mefSoamDmCurrentStatsOptionalGroup*
- *mefSoamDmHistoryStatsOptionalGroup*
- *mefSoamPmNotificationsOptionalGroup*
- *mefSoamPmNotificationObjOptionalGroup*
- *mefSoamLmTcaOptionalGroup*
- *mefSoamDmTcaOptional Group*

There is one compliance group, *mefSoamPmMibCompliance*, that contains all the units of conformance groups.

## 8. SOAM PM MIB Requirements

The SOAM PM MIB defines the managed objects necessary to support SOAM PM functionality. Its primary point of reference is the MEF 35.1 [14].

The SOAM PM MIB implements the SOAM PM functionality as defined in the MEF 17 [10] and MEF 35.1 [14]. It includes much of the PM functionality defined in ITU-T G.8013/Y.1731 [22].

The SOAM PM MIB is divided into the following groups:

- *mefSoamPmMep* - defines the SOAM PM local MEP objects necessary to support the general setup and configuration of SOAM PM functions at a MEP
- *mefSoamPmLmObjects* - defines the configuration objects necessary to support the Loss Measurement session and the current and history results tables
- *mefSoamPmDmObjects* - defines the configuration objects necessary to support the Delay Measurement session and the current and history results tables
- *mefSoamPmNotificationCfg* – defines the configuration objects necessary to control generation of SOAM PM notifications
- *mefSoamPmNotificationObj* - defines the notification objects necessary to fully define and report SOAM PM notifications
- *mefSoamPmNotifications* - defines the notifications necessary to implement the SOAM PM functionality

[R1] The *mefSoamPmMep* group **SHALL** be supported for devices that are compliant with SOAM PM functionality except for the *mefSoamPmMepLmSingleEndedResponder* object.

[D1] The *mefSoamPmMep* group **SHOULD** be supported for devices that are compliant with SOAM PM functionality.

[R2] The *mefSoamLmCfgType* **SHALL** support values of 'lmLmm' and 'lmSlm'.

[D2] All values of *mefSoamLmCfgType* **SHOULD** be supported for devices that are compliant with SOAM PM functionality.



- [R3] The *mefSoamLmCfgTable* of the *mefSoamPmLmObjects* group **SHALL** be supported for devices that are compliant with SOAM PM functionality except for the *mefSoamLmCfgVersion*, *mefSoamLmCfgDataPattern*, *mefSoamLmCfgTestTlvIncluded*, *mefSoamLmCfgTestTlvPattern*, *mefSoamLmCfgAlignMeasurementIntervals*, *mefSoamLmCfgAlignMeasurementOffset*, *mefSoamLmCfgSessionStatus*, *mefSoamLmCfgHistoryClear*, and *mefSoamLmCfgTcaNextIndex* objects.
- [D3] The *mefSoamLmCfgTable* of the *mefSoamPmLmObjects* group **SHOULD** be supported for devices that are compliant with SOAM PM functionality.
- [R4] Setting *mefSoamLmCfgMeasurementInterval* and *mefSoamLmCfgAvailabilityMeasurementInterval* to the same value **SHALL** be supported.
- [O1] Setting *mefSoamLmCfgMeasurementInterval* and *mefSoamLmCfgAvailabilityMeasurementInterval* to different values **MAY** be supported.
- [R5] The *mefSoamLmMeasuredStatsTable* of the *mefSoamPmLmObjects* group **SHALL** be supported for devices that are compliant with SOAM PM functionality except for the *mefSoamLmMeasuredStatsForwardFlr*, and *mefSoamLmMeasuredStatsBackwardFlr*, objects.
- [D4] The *mefSoamLmMeasuredStatsTable* of the *mefSoamPmLmObjects* group **SHOULD** be supported for devices that are compliant with SOAM PM functionality.
- [R6] The *mefSoamLmCurrentAvailStatsTable* of the *mefSoamPmLmObjects* group **SHALL** be supported for devices that are compliant with SOAM PM functionality except for the *mefSoamLmCurrentAvailStatsForwardMinFlr*, *mefSoamLmCurrentAvailStatsForwardMaxFlr*, *mefSoamLmCurrentAvailStatsForwardAvgFlr*, *mefSoamLmCurrentAvailStatsBackwardMinFlr*, *mefSoamLmCurrentAvailStatsBackwardMaxFlr*, and *mefSoamLmCurrentAvailStatsBackwardAvgFlr* objects.
- [D5] The *mefSoamLmCurrentAvailStatsTable* of the *mefSoamPmLmObjects* group **SHOULD** be supported for devices that are compliant with SOAM PM functionality.
- [R7] The *mefSoamLmCurrentStatsTable* of the *mefSoamPmLmObjects* group **SHALL** be supported for devices that are compliant with SOAM PM functionality except for the *mefSoamLmCurrentStatsForwardMinFlr*, *mefSoamLmCurrentStatsForwardMaxFlr*, *mefSoamLmCurrentStatsForwardAvgFlr*, *mefSoamLmCurrentStatsBackwardMinFlr*, *mefSoamLmCurrentStatsBackwardMaxFlr*, and *mefSoamLmCurrentStatsBackwardAvgFlr* objects.

- [D6] The *mefSoamLmCurrentStatsTable* of the *mefSoamPmLmObjects* group **SHOULD** be supported for devices that are compliant with SOAM PM functionality.
- [R8] The *mefSoamLmHistoryAvailStatsTable* of the *mefSoamPmLmObjects* group **SHALL** be supported for devices that are compliant with SOAM PM functionality except for the *mefSoamLmHistoryAvailStatsForwardMinFlr*, *mefSoamLmHistoryAvailStatsForwardMaxFlr*, *mefSoamLmHistoryAvailStatsForwardAvgFlr*, *mefSoamLmHistoryAvailStatsBackwardMinFlr*, *mefSoamLmHistoryAvailStatsBackwardMaxFlr*, and *mefSoamLmHistoryAvailStatsBackwardAvgFlr* objects.
- [D7] The *mefSoamLmHistoryAvailStatsTable* of the *mefSoamPmLmObjects* group **SHOULD** be supported for devices that are compliant with SOAM PM functionality.
- [R9] The *mefSoamLmHistoryStatsTable* of the *mefSoamPmLmObjects* group **SHALL** be supported for devices that are compliant with SOAM PM functionality except for the *mefSoamLmHistoryStatsForwardMinFlr*, *mefSoamLmHistoryStatsForwardMaxFlr*, *mefSoamLmHistoryStatsForwardAvgFlr*, *mefSoamLmHistoryStatsBackwardMinFlr*, *mefSoamLmHistoryStatsBackwardMaxFlr*, and *mefSoamLmHistoryStatsBackwardAvgFlr* objects.
- [D8] The *mefSoamLmHistoryStatsTable* of the *mefSoamPmLmObjects* group **SHOULD** be supported for devices that are compliant with SOAM PM functionality.
- [R10] The *mefSoamDmCfgType* **SHALL** support the value of 'dmDmm'.
- [D9] All values of *mefSoamDmCfgType* **SHOULD** be supported for devices that are compliant with SOAM PM functionality.
- [R11] The *mefSoamDmCfgTable* of the *mefSoamPmDmObjects* group **SHALL** be supported for devices that are compliant with SOAM PM functionality except for the *mefSoamDmCfgVersion*, *mefSoamDmCfgDataPattern*, *mefSoamDmCfgTestTlvIncluded*, *mefSoamDmCfgTestTlvPattern*, *mefSoamDmCfgSourceMacAddress*, *mefSoamDmCfgAlignMeasurementOffset*, *mefSoamDmCfgInterFrameDelayVariationSelectionOffset*, *mefSoamDmCfgSessionStatus*, *mefSoamDmCfgHistoryClear*, *mefSoamDmCfgTcaNextObject* objects.
- [D10] The *mefSoamDmCfgTable* of the *mefSoamPmDmObjects* group **SHOULD** be supported for devices that are compliant with SOAM PM functionality.
- [R12] The *mefSoamDmCfgMeasBinTable* of the *mefSoamPmDmObjects* group **SHALL** be supported for devices that are compliant with SOAM PM functionality.



- [R13] The *mefSoamDmMeasuredStatsXTable* of the *mefSoamPmDmObjects* group **SHALL** be supported for devices that are compliant with SOAM PM functionality except for the *mefSoamDmMeasuredStatsXIfdvTwoWay* object.
- [D11] The *mefSoamDmMeasuredStatsXTable* of the *mefSoamPmDmObjects* group **SHOULD** be supported for devices that are compliant with SOAM PM functionality.
- [R14] The *mefSoamDmCurrentStatsXTable* of the *mefSoamPmDmObjects* group **SHALL** be supported for devices that are compliant with SOAM PM functionality except for the *mefSoamDmCurrentStatsXIfdvTwoWayMax*, *mefSoamDmCurrentStatsXIfdvTwoWayAvg*, *mefSoamDmCurrentStatsXFrameDelayRangeTwoWayMax*, *mefSoamDmCurrentStatsXFrameDelayRangeTwoWayAvg* objects.
- [D12] The *mefSoamDmCurrentStatsXTable* of the *mefSoamPmDmObjects* group **SHOULD** be supported for devices that are compliant with SOAM PM functionality.
- [R15] The *mefSoamDmCurrentStatsBinsTable* of the *mefSoamPmDmObjects* group **SHALL** be supported for devices that are compliant with SOAM PM functionality.
- [R16] The *mefSoamDmHistoryStatsXTable* of the *mefSoamPmDmObjects* group **SHALL** be supported for devices that are compliant with SOAM PM functionality except for the *mefSoamDmHistoryStatsXIfdvTwoWayMax*, *mefSoamDmHistoryStatsXIfdvTwoWayAvg*, *mefSoamDmHistoryStatsXFrameDelayRangeTwoWayMax*, *mefSoamDmHistoryStatsXFrameDelayRangeTwoWayAvg* objects.
- [D13] The *mefSoamDmHistoryStatsXTable* of the *mefSoamPmDmObjects* group **SHOULD** be supported for devices that are compliant with SOAM PM functionality.
- [R17] The *mefSoamDmHistoryStatsBinsTable* of the *mefSoamPmDmObjects* group **SHALL** be supported for devices that are compliant with SOAM PM functionality.
- [D14] The *mefSoamLmTcaCfgTable* of the *mefSoamPmLmObjects* group **SHOULD** be supported for devices that are compliant with SOAM PM functionality.
- [D15] The *mefSoamDmTcaCfgTable* of the *mefSoamPmDmObjects* group **SHOULD** be supported for devices that are compliant with SOAM PM functionality.
- [R18] The *mefSoamPmNotificationCfg* group **SHALL** be supported for devices that are compliant with SOAM PM functionality.
- [D16] The *mefSoamPmNotificationObj* group **SHOULD** be supported for devices that are compliant with SOAM PM functionality.
- [R19] The *mefSoamPmNotifications* group **SHALL** be supported for devices that are compliant with SOAM PM functionality, except for the *mefSoamPmThresholdCrossingAlarm* notification.

- [D17] The *mefSoamPmNotifications* group **SHOULD** be supported for devices that are compliant with SOAM PM functionality.

## 9. SOAM PM MIB Definitions

```

MEF-SOAM-PM-MIB DEFINITIONS ::= BEGIN
IMPORTS
    NOTIFICATION-TYPE, MODULE-IDENTITY, OBJECT-TYPE, Unsigned32,
    Gauge32, enterprises, Integer32
        FROM SNMPv2-SMI          -- RFC 2578
    RowStatus, TruthValue, MacAddress, DateAndTime, TimeInterval
        FROM SNMPv2-TC          -- RFC 2579
    OBJECT-GROUP, NOTIFICATION-GROUP, MODULE-COMPLIANCE
        FROM SNMPv2-CONF        -- RFC 2580
    dotlagCfmMdIndex, dotlagCfmMaIndex, dotlagCfmMepIdentifier, dotlagCfmMepEntry,
    DotlagCfmIndexIntegerNextFree, DotlagCfmMepIdOrZero, DotlagCfmMepId
        FROM IEEE8021-CFM-MIB    -- IEEE 802.1Q
    IEEE8021PriorityValue
        FROM IEEE8021-TC-MIB     -- IEEE 802.1Q
    MefSoamTcOperationTimeType, MefSoamTcDataPatternType, MefSoamTcTestPatternType,
    MefSoamTcAvailabilityType, MefSoamTcDelayMeasurementBinType,
    MefSoamTcMeasurementPeriodType, MefSoamTcSessionType, MefSoamTcStatusType
        FROM MEF-SOAM-TC-MIB;

mefSoamPmMib MODULE-IDENTITY
    LAST-UPDATED      "201503301200Z" -- March 30, 2015
    ORGANIZATION      "Metro Ethernet Forum"
    CONTACT-INFO
        "Web URL: http://metroethernetforum.org/
        E-mail: mibs@metroethernetforum.org
        Postal: Metro Ethernet Forum
              6033 W. Century Boulevard, Suite 830
              Los Angeles, CA 90045
              U.S.A.
        Phone:   +1 310-642-2800
        Fax:     +1 310-642-2808"
    DESCRIPTION
        "This MIB module contains the management objects for the
        management of Ethernet Services Operations, Administration
        and Maintenance for Performance Monitoring.

        Copyright 2010, 2011, 2012, 2014, 2015 Metro Ethernet Forum
        All rights reserved.

        *****
        Reference Overview

        A number of base documents have been used to create the Textual Conventions
        MIB, the SOAM-PM MIB and SOAM-FM extension MIB. The following are the
        abbreviations for the baseline documents:

        [MEF10.3] refers to MEF 10.3 'Ethernet Services Attributes Phase 3',
        October 2013
        [MEF35.1] refers to MEF 35.1 'Service OAM Performance Monitoring
        Implementation Agreement', July 2014
        [Y.1731] refers to ITU-T G.8013,Y.1731 'OAM functions and mechanisms for
        Ethernet based networks', November 2013
        *****
        "

    REVISION          "201503301200Z" -- March 30, 2015
    DESCRIPTION
        "MEF 36.1 Initial Version."

```

```

REVISION      "201201131200Z" -- January 13, 2012
DESCRIPTION
  "Initial Version."
 ::= { enterprises mef(15007) mefSoam(1) 3 }

-- *****
-- Object definitions in the SOAM PM MIB Module
-- *****
mefSoamPmNotifications OBJECT IDENTIFIER ::= { mefSoamPmMib 0 }
mefSoamPmMibObjects     OBJECT IDENTIFIER ::= { mefSoamPmMib 1 }
mefSoamPmMibConformance OBJECT IDENTIFIER ::= { mefSoamPmMib 2 }

-- *****
-- Groups in the SOAM PM MIB Module
-- *****
mefSoamPmMep           OBJECT IDENTIFIER ::= { mefSoamPmMibObjects 1 }
mefSoamPmLmObjects     OBJECT IDENTIFIER ::= { mefSoamPmMibObjects 2 }
mefSoamPmDmObjects     OBJECT IDENTIFIER ::= { mefSoamPmMibObjects 3 }
mefSoamPmNotificationCfg OBJECT IDENTIFIER ::= { mefSoamPmMibObjects 4 }
mefSoamPmNotificationObj OBJECT IDENTIFIER ::= { mefSoamPmMibObjects 5 }

-- *****
-- Ethernet MEP Performance Monitoring Configuration
-- *****

mefSoamPmMepTable OBJECT-TYPE
    SYNTAX      SEQUENCE OF MefSoamPmMepEntry
    MAX-ACCESS  not-accessible
    STATUS      current
    DESCRIPTION
        "This table is an extension of the dotlagCfmMepTable and rows
        are automatically added or deleted from this table based upon row
        creation and destruction of the dotlagCfmMepTable.

        This table represents the local MEP PM configuration table. The
        primary purpose of this table is provide local parameters for the
        SOAM PM function found in [G.8013/Y.1731] and [MEF35.1] and
        Instantiated at a MEP.
        "
    REFERENCE
        "[Y.1731], [MEF35.1]"
    ::= { mefSoamPmMep 1 }

mefSoamPmMepEntry OBJECT-TYPE
    SYNTAX      MefSoamPmMepEntry
    MAX-ACCESS  not-accessible
    STATUS      current
    DESCRIPTION
        "The conceptual row of mefSoamPmMepTable."
    AUGMENTS {
        dotlagCfmMepEntry
        }
    ::= { mefSoamPmMepTable 1 }

MefSoamPmMepEntry ::= SEQUENCE {
    mefSoamPmMepOperNextIndex      DotlafCfmIndexIntegerNextFree,
    mefSoamPmMepLmSingleEndedResponder TruthValue,
    mefSoamPmMepSlmSingleEndedResponder TruthValue,
    mefSoamPmMepDmSingleEndedResponder TruthValue
}

mefSoamPmMepOperNextIndex OBJECT-TYPE
    SYNTAX      DotlafCfmIndexIntegerNextFree

```

```
MAX-ACCESS    read-only
STATUS        current
DESCRIPTION
```

"This object contains an unused value for a PM session number on a MEP that can be used for either LM or DM sessions, or a zero to indicate that none exist. This value needs to be read in order to find an available index for row-creation of a PM session on a MEP and then used when a row is created. This value is automatically updated by the SNMP Agent after the row is created.

Referential integrity is necessary, i.e., the index needs to be persistent upon a reboot or restart of a device. The index is never to be reused for other PM sessions on the same MEP while this session is active, or until it wraps to zero. The index value keeps increasing up to that time. This is to facilitate access control based on a fixed index for an EMS, since the index is not reused.

This object is an extension of the dotlagCfmMepTable and the object is automatically added or deleted based upon row creation and destruction of the dotlagCfmMepTable.

"

```
::= { mefSoamPmMepEntry 1 }
```

```
mefSoamPmMepLmSingleEndedResponder OBJECT-TYPE
```

```
SYNTAX        TruthValue
MAX-ACCESS    read-write
STATUS        current
DESCRIPTION
```

"This object specifies whether the Loss Measurement (LMM) single-ended Responder is enabled.

The value 'true' indicates the single-ended Loss Measurement Responder is enabled and if a LMM message is received a LMR will be sent in reply.

The value 'false' indicates the single-ended Loss Measurement Responder is disabled. If a LMM message is received no response will be sent and the message will be discarded.

This object needs to be persistent upon reboot or restart of a device.

A MEP can be both a single-ended Responder and Controller simultaneously.

"

```
DEFVAL { true }
::= { mefSoamPmMepEntry 2 }
```

```
mefSoamPmMepSlmSingleEndedResponder OBJECT-TYPE
```

```
SYNTAX        TruthValue
MAX-ACCESS    read-write
STATUS        current
DESCRIPTION
```

"This object specifies whether the Synthetic Loss Measurement (SLM) single-ended Responder is enabled.

The value 'true' indicates the single-ended SLM Responder is enabled and if a SLM message is received a SLR will be sent in reply.

The value 'false' indicates the single-ended SLM Responder is disabled. If a SLM message is received no response will be sent and the message will be discarded.

This object needs to be persistent upon reboot or restart of a device.

A MEP can be both a single-ended Responder and Controller simultaneously.

"

```

DEFVAL { true }
 ::= { mefSoamPmMepEntry 3 }

mefSoamPmMepDmSingleEndedResponder OBJECT-TYPE
SYNTAX      TruthValue
MAX-ACCESS  read-write
STATUS      current
DESCRIPTION
    "This object specifies whether the Delay Measurement (DMM) single
    ended Responder is enabled.

    The value 'true' indicates the single-ended Delay Measurement Responder
    is enabled and if a DMM message is received a DMR will be sent in reply.

    The value 'false' indicates the single-ended Delay Measurement Responder
    is disabled. If a DMM message is received no response will be sent and
    the message will be discarded.

    This object needs to be persistent upon reboot or restart of a device.

    A MEP can be both a single-ended Responder and Controller simultaneously.
    "
DEFVAL { true }
 ::= { mefSoamPmMepEntry 4 }

-- *****
-- Ethernet Loss Measurement Configuration Table
-- *****

mefSoamLmCfgTable OBJECT-TYPE
SYNTAX      SEQUENCE OF MefSoamLmCfgEntry
MAX-ACCESS  not-accessible
STATUS      current
DESCRIPTION
    "This table includes configuration objects and operations for the
    Frame Loss Measurement function defined in [Y.1731] and [MEF35.1].

    Each row in the table represents a Loss Measurement session for
    the defined MEP. This table uses four indices. The first three indices
    are the indices of the Maintenance Domain, Maintenance Association, and
    MEP tables. The fourth index is the specific LM session on the selected
    MEP. A Loss Measurement session is created on an existing MEP by first
    accessing the mefSoamPmMepOperNextIndex object and using this value as
    the mefSoamLmCfgIndex in the row creation.

    Some writable objects in this table are only applicable in certain cases
    (as described under each object), and attempts to write values for them
    in other cases will be ignored.

    The writable objects in this table need to be persistent upon reboot
    or restart of a device.
    "
REFERENCE
    "[MEF35.1] R68, 07-08; [Y.1731]"
 ::= { mefSoamPmLmObjects 1 }

mefSoamLmCfgEntry OBJECT-TYPE
SYNTAX      MefSoamLmCfgEntry
MAX-ACCESS  not-accessible
STATUS      current
DESCRIPTION
    "The conceptual row of mefSoamLmCfgTable."
INDEX { dot1agCfmMdIndex,
        dot1agCfmMaIndex,

```

```

        dotlagCfmMepIdentifier,
        mefSoamLmCfgIndex
    }
 ::= { mefSoamLmCfgTable 1 }

MefSoamLmCfgEntry ::= SEQUENCE {
    mefSoamLmCfgIndex                Unsigned32,
    mefSoamLmCfgType                 INTEGER,
    mefSoamLmCfgVersion              Unsigned32,
    mefSoamLmCfgEnabled              TruthValue,
    mefSoamLmCfgMeasurementEnable   BITS,
    mefSoamLmCfgMessagePeriod        MefSoamTcMeasurementPeriodType,

    mefSoamLmCfgPriority              IEEE8021PriorityValue,
    mefSoamLmCfgFrameSize            Unsigned32,
    mefSoamLmCfgDataPattern          MefSoamTcDataPatternType,
    mefSoamLmCfgTestTlvIncluded      TruthValue,
    mefSoamLmCfgTestTlvPattern       MefSoamTcTestPatternType,
    mefSoamLmCfgMeasurementInterval Unsigned32,
    mefSoamLmCfgNumIntervalsStored   Unsigned32,

    mefSoamLmCfgDestMacAddress        MacAddress,
    mefSoamLmCfgDestMepId            DotlagCfmMepIdOrZero,
    mefSoamLmCfgDestIsMepId          TruthValue,

    mefSoamLmCfgStartTimeType        MefSoamTcOperationTimeType,
    mefSoamLmCfgFixedStartDateAndTime DateAndTime,
    mefSoamLmCfgRelativeStartTime    TimeInterval,
    mefSoamLmCfgStopTimeType         MefSoamTcOperationTimeType,
    mefSoamLmCfgFixedStopDateAndTime DateAndTime,
    mefSoamLmCfgRelativeStopTime     TimeInterval,
    mefSoamLmCfgRepetitionTime       Unsigned32,
    mefSoamLmCfgAlignMeasurementIntervals TruthValue,
    mefSoamLmCfgAlignMeasurementOffset Unsigned32,

    mefSoamLmCfgAvailabilityMeasurementInterval Unsigned32,
    mefSoamLmCfgAvailabilityNumConsecutiveMeasPdus Unsigned32,
    mefSoamLmCfgAvailabilityFlrThreshold Unsigned32,
    mefSoamLmCfgAvailabilityNumConsecutiveIntervals Unsigned32,
    mefSoamLmCfgAvailabilityNumConsecutiveHighFlr Unsigned32,

    mefSoamLmCfgSessionType          MefSoamTcSessionType,
    mefSoamLmCfgSessionStatus        MefSoamTcStatusType,

    mefSoamLmCfgHistoryClear         TruthValue,
    mefSoamLmCfgRowStatus            RowStatus,
    mefSoamLmCfgCosType              INTEGER,
    mefSoamLmCfgSourceMacAddress      MacAddress,
    mefSoamLmCfgTcaNextIndex         Unsigned32,
    mefSoamLmCfgDei                  INTEGER,
    mefSoamLmTestId                  Unsigned32
}

mefSoamLmCfgIndex
OBJECT-TYPE
SYNTAX      Unsigned32(1..4294967295)
MAX-ACCESS  not-accessible
STATUS      current
DESCRIPTION
    "An index to the Loss Measurement Configuration table which indicates
    the specific measurement session for the MEP.

    mefSoamPmMepOperNextIndex needs to be inspected to find an
    available index for row-creation."

```



Referential integrity is necessary, i.e., the index needs to be persistent upon a reboot or restart of a device. The index is never reused for other PM sessions on the same MEP while this session is active. The index value keeps increasing until it wraps to 0. This is to facilitate access control based on a fixed index for an EMS, since the index is not reused.

"

REFERENCE

"[MEF35.1] R1"

::= { mefSoamLmCfgEntry 1 }

mefSoamLmCfgType OBJECT-TYPE

SYNTAX INTEGER {  
     lmLmm (1),  
     lmSlm (2),  
     lmCcm (3),  
     lm1SlTx (4),  
     lm1SlRx (5)  
 }

MAX-ACCESS read-create

STATUS current

DESCRIPTION

"This object specifies what type of Loss Measurement will be performed.

lmLmm(1)	LMM SOAM PDU generated and received LMR responses tracked
lmSlm(2)	SLM SOAM PDU generated and received SLR responses tracked
lmCcm(3)	CCM SOAM PDU generated and received CCM PDUs tracked
lm1SlTx(4)	1SL SOAM PDU generated (one-way measurements are made by the receiver)
lm1SlRx(5)	1SL SOAM PDU received and tracked (one-way measurements)

The lmSlm value is required. The lmLmm, lmCcm, lm1SlTx, and lm1SlRx values are optional.

The lmCcm loss measurement values are only valid for a point-to-point MEG. Multipoint MEGs may give unreliable loss measurements.

This object can only be written at row creation time and cannot be modified once it has been created.

"

REFERENCE

"[Y.1731] [MEF35.1] R53, R68, O7, CR37, CR47, O8"

DEFVAL { lmSlm }

::= { mefSoamLmCfgEntry 2 }

mefSoamLmCfgVersion OBJECT-TYPE

SYNTAX Unsigned32

MAX-ACCESS read-create

STATUS current

DESCRIPTION

"This object indicates the version of the PDUs used to perform Loss Measurement.

The value is placed in the Version field of the PDU and indicates that the PDU format used is the format defined in G.8013/Y.1731 with that version.

The exact PDUs to use are specified by this object in combination with mefSoamLmCfgType.

This object can only be written at row creation time and cannot be modified once it has been created.

```

"
REFERENCE
  "[Y.1731]"
DEFVAL { 0 }
 ::= { mefSoamLmCfgEntry 3 }

mefSoamLmCfgEnabled OBJECT-TYPE
SYNTAX      TruthValue
MAX-ACCESS  read-create
STATUS      current
DESCRIPTION
  "This object specifies whether the Loss Measurement session
  is enabled.

  The value 'true' indicates the Loss Measurement session is enabled and
  SOAM PDUs are sent and/or measurements are collected when the session
  is running according to the scheduling objects (start time, stop time,
  etc.).

  The value 'false' indicates the Loss Measurement session is disabled
  and SOAM PDUs are not sent and/or measurements collected.

  For a Loss Measurement session to be removed the row is
  deleted in order to release internal resources.

  This object can written/modified after row creation time.

  If the LM session is enabled it resumes after shutdown/restart.

  If the LM session is disabled the current Measurement Interval is
  stopped, if it in process at the time, and all the in process calculations
  for the partially completed Measurement Interval are finalized.

  This object does not affect whether the single-ended Responder is
  enabled or not, which is enabled or disabled by the
  mefSoamPmMepLmSingleEndedResponder and
  mefSoamPmMepSlmSingleEndedResponder objects.
"
REFERENCE
  "[MEF35.1] R3-R5, O1, R12-R13"
DEFVAL { true }
 ::= { mefSoamLmCfgEntry 4 }

mefSoamLmCfgMeasurementEnable OBJECT-TYPE
SYNTAX      BITS {
                bForwardTransmittedFrames(0),
                bForwardReceivedFrames(1),
                bForwardMinFlr(2),
                bForwardMaxFlr(3),
                bForwardAvgFlr(4),
                bBackwardTransmittedFrames(5),
                bBackwardReceivedFrames(6),
                bBackwardMinFlr(7),
                bBackwardMaxFlr(8),
                bBackwardAvgFlr(9),
                bSoamPdusSent(10),
                bSoamPdusReceived(11),

                bAvailForwardHighLoss(12),
                bAvailForwardConsecutiveHighLoss(13),
                bAvailForwardAvailable(14),
                bAvailForwardUnavailable(15),
                bAvailForwardMinFlr(16),
                bAvailForwardMaxFlr(17),

```

```

        bAvailForwardAvgFlr(18),

        bAvailBackwardHighLoss(19),
        bAvailBackwardConsecutiveHighLoss(20),
        bAvailBackwardAvailable(21),
        bAvailBackwardUnavailable(22),
        bAvailBackwardMinFlr(23),
        bAvailBackwardMaxFlr(24),
        bAvailBackwardAvgFlr(25),

        bMeasuredStatsForwardMeasuredFlr(26),
        bMeasuredStatsBackwardMeasuredFlr(27),
        bMeasuredStatsAvailForwardStatus(28),
        bMeasuredStatsAvailBackwardStatus(29)
    }
MAX-ACCESS    read-create
STATUS        current
DESCRIPTION   "A vector of bits that indicates the type of SOAM LM counters found
              in the mefSoamLmMeasuredStatsTable, mefSoamLmCurrentStatsTable,
              mefSoamLmHistoryStatsTable, mefSoamLmCurrentAvailStatsTable and
              mefSoamLmHistoryAvailStatsTable that are enabled.

              A bit set to '1' enables the specific SOAM LM counter. A bit set to
              '0' disables the SOAM LM counter.

              If a particular SOAM LM counter is not supported the BIT value is
              set to '0'.

              Not all SOAM LM counters are supported for all SOAM LM types.

              This object can only be written at row creation time and cannot be
              modified once it has been created.

              bForwardTransmittedFrames(0)
                  Enables/disables the mefSoamLmCurrentStatsForwardTransmittedFrames
                  and mefSoamLmHistoryStatsForwardTransmittedFrames counters.
              bForwardReceivedFrames(1)
                  Enables/disables the mefSoamLmCurrentStatsForwardReceivedFrames
                  and mefSoamLmHistoryStatsForwardReceivedFrames counters.
              bForwardMinFlr(2)
                  Enables/disables the mefSoamLmCurrentStatsForwardMinFlr
                  and mefSoamLmHistoryStatsForwardMinFlr counters.
              bForwardMaxFlr(3)
                  Enables/disables the mefSoamLmCurrentStatsForwardMaxFlr
                  and mefSoamLmHistoryStatsForwardMaxFlr counters.
              bForwardAvgFlr(4)
                  Enables/disables the mefSoamLmCurrentStatsForwardAvgFlr
                  and mefSoamLmHistoryStatsForwardAvgFlr counters.
              bBackwardTransmittedFrames(5)
                  Enables/disables the mefSoamLmCurrentStatsBackwardTransmittedFrames
                  and mefSoamLmHistoryStatsBackwardTransmittedFrames counters.
              bBackwardReceivedFrames(6)
                  Enables/disables the mefSoamLmCurrentStatsBackwardReceivedFrames
                  and mefSoamLmHistoryStatsBackwardReceivedFrames counters.
              bBackwardMinFlr(7)
                  Enables/disables the mefSoamLmCurrentStatsBackwardMinFlr
                  and mefSoamLmHistoryStatsBackwardMinFlr counters.
              bBackwardMaxFlr(8)
                  Enables/disables the mefSoamLmCurrentStatsBackwardMaxFlr
                  and mefSoamLmHistoryStatsBackwardMaxFlr counters.
              bBackwardAvgFlr(9)
                  Enables/disables the mefSoamLmCurrentStatsBackwardAvgFlr
                  and mefSoamLmHistoryStatsBackwardAvgFlr counters.

```

```

bSoamPdusSent (10)
    Enables/disables the mefSoamLmCurrentStatsSoamPdusSent
    and mefSoamLmHistoryStatsSoamPdusSent counters.
bSoamPdusReceivedbReceivedMeasurements (11)
    Enables/disables the mefSoamLmCurrentStatsSoamPdusReceived
    and mefSoamLmHistoryStatsSoamPdusReceived counters.

bAvailForwardHighLoss (12)
    Enables/disables the mefSoamLmCurrentAvailStatsForwardHighLoss
    and mefSoamLmHistoryAvailStatsForwardHighLoss counters.
bAvailForwardConsecutiveHighLoss (13)
    Enables/disables the mefSoamLmCurrentAvailStatsForwardConsecutiveHighLoss
    and mefSoamLmHistoryAvailStatsForwardConsecutiveHighLoss counters.
bAvailForwardAvailable (14)
    Enables/disables the mefSoamLmCurrentAvailStatsForwardAvailable
    and mefSoamLmHistoryAvailStatsForwardAvailable counters.
bAvailForwardUnavailable (15)
    Enables/disables the mefSoamLmCurrentAvailStatsForwardUnavailable
    and mefSoamLmHistoryAvailStatsForwardUnavailable counters.
bAvailForwardMinFlr (16)
    Enables/disables the mefSoamLmCurrentAvailStatsForwardMinFlr
    and mefSoamLmHistoryAvailStatsForwardMinFlr counters.
bAvailForwardMaxFlr (17)
    Enables/disables the mefSoamLmCurrentAvailStatsForwardMaxFlr
    and mefSoamLmHistoryAvailStatsForwardMaxFlr counters.
bAvailForwardAvgFlr (18)
    Enables/disables the mefSoamLmCurrentAvailStatsForwardAvgFlr
    and mefSoamLmHistoryAvailStatsForwardAvgFlr counters.

bAvailBackwardHighLoss (19)
    Enables/disables the mefSoamLmCurrentAvailStatsBackwardHighLoss
    and mefSoamLmHistoryAvailStatsBackwardHighLoss counters.
bAvailBackwardConsecutiveHighLoss (20)
    Enables/disables the mefSoamLmCurrentAvailStatsBackwardConsecutiveHighLoss
    and mefSoamLmHistoryAvailStatsBackwardConsecutiveHighLoss counters.
bAvailBackwardAvailable (21)
    Enables/disables the mefSoamLmCurrentAvailStatsBackwardAvailable
    and mefSoamLmHistoryAvailStatsBackwardAvailable counters.
bAvailBackwardUnavailable (22)
    Enables/disables the mefSoamLmCurrentAvailStatsBackwardUnavailable
    and mefSoamLmHistoryAvailStatsBackwardUnavailable counters.
bAvailBackwardMinFlr (23)
    Enables/disables the mefSoamLmCurrentAvailStatsBackwardMinFlr
    and mefSoamLmHistoryAvailStatsBackwardMinFlr counters.
bAvailBackwardMaxFlr (24)
    Enables/disables the mefSoamLmCurrentAvailStatsBackwardMaxFlr
    and mefSoamLmHistoryAvailStatsBackwardMaxFlr counters.
bAvailBackwardAvgFlr (25)
    Enables/disables the mefSoamLmCurrentAvailStatsBackwardAvgFlr
    and mefSoamLmHistoryAvailStatsBackwardAvgFlr counters.

bMeasuredStatsForwardMeasuredFlr (26)
    Enables/disables the mefSoamLmMeasuredStatsForwardFlr counter.
bMeasuredStatsBackwardMeasuredFlr (27)
    Enables/disables the mefSoamLmMeasuredStatsBackwardFlr counter.
bMeasuredStatsAvailForwardStatus (28)
    Enables/disables the mefSoamLmMeasuredStatsAvailForwardStatus counter.
bMeasuredStatsAvailBackwardStatus (29)
    Enables/disables the mefSoamLmMeasuredStatsAvailBackwardStatus counter.
"
REFERENCE
    "[Y.1731]"
DEFVAL { { } }
 ::= { mefSoamLmCfgEntry 5 }

```

```

mefSoamLmCfgMessagePeriod OBJECT-TYPE
    SYNTAX      MefSoamTcMeasurementPeriodType
    UNITS       "ms"
    MAX-ACCESS  read-create
    STATUS      current
    DESCRIPTION
        "This object specifies the interval between Loss Measurement
        OAM message transmission. For Loss Measurement monitoring
        applications the default value is 100 ms for SLM/SLR and 1000ms for
        LMM/LMR.

        This object is not applicable if mefSoamLmCfgType is set to lmCcm
        and is ignored for that Loss Measurement Type.

        This object can only be written at row creation time and cannot be
        modified once it has been created.
        "
    REFERENCE
        "[MEF35.1] R74-R75, D27-D28, CR44-CR45, CD11, CR54-CR55, CD12-CD13"
    DEFVAL { 100 }
    ::= { mefSoamLmCfgEntry 6 }

mefSoamLmCfgPriority OBJECT-TYPE
    SYNTAX      IEEE8021PriorityValue
    MAX-ACCESS  read-create
    STATUS      current
    DESCRIPTION
        "This object specifies the Loss Measurement OAM message priority
        as well as the priority of the service/OAM traffic to be monitored.
        Only frames of the same Class of Service are counted.

        The default value is to be the value which yields the lowest frame
        loss.

        This object is not applicable if mefSoamLmCfgType is set to lmCcm.

        This object can only be written at row creation time and cannot be
        modified once it has been created.
        "
    REFERENCE
        "[MEF35.1] R70-R73, CR40-CR43, CR51-CR53"
    ::= { mefSoamLmCfgEntry 7 }

mefSoamLmCfgFrameSize OBJECT-TYPE
    SYNTAX      Unsigned32 (64..9600)
    UNITS       "bytes"
    MAX-ACCESS  read-create
    STATUS      current
    DESCRIPTION
        "This object specifies the Loss Measurement frame size between
        64 bytes and the maximum transmission unit of the EVC.

        The range of frame sizes from 64 through 2000 octets need to be
        supported, and the range of frame sizes from 2001 through 9600 octets
        is suggested be supported.

        The adjustment to the frame size of the standard frame size is
        accomplished by the addition of a Data or Test TLV. A Data or Test TLV
        is only added to the frame if the frame size is greater than 64 bytes.

        This object is only valid for the entity transmitting the Loss
        Measurement frames, type 'lmSlm' or 'lmSlTx', and is ignored by the

```

entity receiving frames. It is not applicable for the 'lmCcm' or 'lmSlRx' types.

This object can only be written at row creation time and cannot be modified once it has been created.

"

REFERENCE

"[MEF35.1] R76-R77, D29-D30, CR56-CR57, CD14-CD15; [Y.1731]"

DEFVAL { 64 }

::= { mefSoamLmCfgEntry 8 }

mefSoamLmCfgDataPattern OBJECT-TYPE

SYNTAX MefSoamTcDataPatternType

MAX-ACCESS read-create

STATUS current

DESCRIPTION

"This object specifies the LM data pattern included in a Data TLV when the size of the LM frame is determined by the mefSoamLmFrameSize object and mefSoamLmTestTlvIncluded is 'false'.

If the frame size object does not define the LM frame size or mefSoamLmTestTlvIncluded is 'true' the value of this object is ignored.

This object can only be written at row creation time and cannot be modified once it has been created.

"

DEFVAL { zeroPattern }

::= { mefSoamLmCfgEntry 9 }

mefSoamLmCfgTestTlvIncluded OBJECT-TYPE

SYNTAX TruthValue

MAX-ACCESS read-create

STATUS current

DESCRIPTION

"Indicates whether a Test TLV or Data TLV is included when the size of the LM frame is determined by the mefSoamLmFrameSize object.

A value of 'true' indicates that the Test TLV is to be included. A value of 'false' indicates that the Data TLV is to be included.

If the frame size object does not define the LM frame size the value of this object is ignored.

This object can only be written at row creation time and cannot be modified once it has been created.

"

REFERENCE

"[Y.1731] 9.3"

DEFVAL { false }

::= { mefSoamLmCfgEntry 10 }

mefSoamLmCfgTestTlvPattern OBJECT-TYPE

SYNTAX MefSoamTcTestPatternType

MAX-ACCESS read-create

STATUS current

DESCRIPTION

"This object specifies the type of test pattern to be sent in the LM frame Test TLV when the size of LM PDU is determined by the mefSoamLmFrameSize object and mefSoamLmTestTlvIncluded is 'true'. If the frame size object does not define the LM frame size or mefSoamLmTestTlvIncluded is 'false' the value of this object is ignored.

This object can only be written at row creation time and cannot be modified once it has been created.

"

```
DEFVAL { null }
 ::= { mefSoamLmCfgEntry 11 }
```

mefSoamLmCfgMeasurementInterval OBJECT-TYPE

```
SYNTAX      Unsigned32 (1..525600)
UNITS       "minutes"
MAX-ACCESS  read-create
STATUS      current
DESCRIPTION
```

"This object specifies the Measurement Interval for FLR statistics, in minutes.

A Measurement Interval of 15 minutes needs to be supported, other intervals may be supported. Calculations within a Measurement Interval are based upon a small time interval delta t as configured by mefSoamLmCfgAvailabilityNumConsecutiveMeasPdus.

The default for Proactive PM Sessions is 15 minutes and for On-Demand PM Sessions is 5 minutes.

This object can only be written at row creation time and cannot be modified once it has been created.

"

REFERENCE

"[MEF35.1] R15-R17, D3"

```
DEFVAL { 15 }
 ::= { mefSoamLmCfgEntry 12 }
```

mefSoamLmCfgNumIntervalsStored OBJECT-TYPE

```
SYNTAX      Unsigned32 (2..1000)
MAX-ACCESS  read-create
STATUS      current
DESCRIPTION
```

"This object specifies the number of completed Measurement Intervals to store in the history statistic table (mefSoamLmHistoryStatsTable) and the history availability statistic table (mefSoamLmHistoryAvailStatsTable).

At least 32 completed Measurement Intervals need to be stored. 96 Measurement Intervals are recommended to be stored.

This object can only be written at row creation time and cannot be modified once it has been created.

"

REFERENCE

"[MEF35.1] R21, D9, D10"

```
DEFVAL { 32 }
 ::= { mefSoamLmCfgEntry 13 }
```

mefSoamLmCfgDestMacAddress OBJECT-TYPE

```
SYNTAX      MacAddress
MAX-ACCESS  read-create
STATUS      current
DESCRIPTION
```

"The Target or Destination MAC Address Field to be transmitted.

If mefSoamLmCfgType is 'lmCcm', the destination MAC address is always a multicast address indicating the level of the MEG: 01-80-c2-00-00-3y, where y is the level of the MEG. An error is returned if this object is set to any other value.

If mefSoamLmCfgType is 'lmLmm' or 'lmSlm', the destination address is



the unicast address of the destination MEP. An error is returned if this object is set to a multicast address.

If `mefSoamLmCfgType` is `'lm1SlTx'`, the destination address is normally the unicast address of the destination MEP, but can be a multicast address indicating the level of the MEG: 01-80-c2-00-00-3y, where y is the level of the MEG. An error is returned if this object is set to any other multicast address.

If `mefSoamLmCfgType` is `'lm1SlRx'`, this object is ignored.

This address will be used if the value of the object `mefSoamLmDestIsMepId` is `'false'`.

This object is only valid for the entity transmitting the SOAM LM frames and is ignored by the entity receiving SOAM LM frames.

This object can only be written at row creation time and cannot be modified once it has been created.

"

REFERENCE

"[MEF35.1] R69, CR39, CR48, CR50"

::= { mefSoamLmCfgEntry 14 }

`mefSoamLmCfgDestMepId` OBJECT-TYPE

SYNTAX DotlagCfmMepIdOrZero

MAX-ACCESS read-create

STATUS current

DESCRIPTION

"The Maintenance association End Point Identifier of another MEP in the same Maintenance Association to which the SOAM LM frame is to be sent.

This address will be used if the value of the column `mefSoamLmDestIsMepId` is `'true'`. A value of zero means that the destination MEP ID has not been configured.

This object is only valid for the entity transmitting the Loss Measurement frames, types `'lmLmm'`, `'lmSlm'`, and `'lm1SlTx'`. It is not applicable for the `'lmCcm'` or `'lm1SlRx'` types.

This object can only be written at row creation time and cannot be modified once it has been created.

"

REFERENCE

"[MEF35.1] R69, CR39, CR48"

DEFVAL { 0 }

::= { mefSoamLmCfgEntry 15 }

`mefSoamLmCfgDestIsMepId` OBJECT-TYPE

SYNTAX TruthValue

MAX-ACCESS read-create

STATUS current

DESCRIPTION

"A value of `'true'` indicates that MEPID of the target MEP is used for SOAM LM frame transmission.

A value of `'false'` indicates that the MAC address of the target MEP is used for SOAM LM frame transmission.

This object is only valid for the entity transmitting the Loss Measurement frames, types `'lmLmm'`, `'lmSlm'`, and `'lm1SlTx'`. It is not applicable for the `'lmCcm'` or `'lm1SlRx'` types.

```

        This object can only be written at row creation time and cannot be
        modified once it has been created.
    "
REFERENCE
    "[MEF35.1] R69, CR39, CR48, CR50"
DEFVAL { true }
::= { mefSoamLmCfgEntry 16 }

mefSoamLmCfgStartTimeType OBJECT-TYPE
SYNTAX      MefSoamTcOperationTimeType
MAX-ACCESS  read-create
STATUS      current
DESCRIPTION
    "This object specifies the type of start time of the SOAM LM
    session. The start time can be disabled (none), immediate, relative,
    or fixed.

    The value of 'none' is illegal and a write error will be returned
    if this value is used.

    The value of 'immediate' starts the SOAM LM session when the
    mefSoamLmCfgEnabled is true.

    The value of 'fixed' starts the SOAM LM session when the
    mefSoamLmFixedStartDateAndTime is less than or equal to the current
    system date and time and mefSoamLmCfgEnabled is true. This value is used
    to implement an On-Demand fixed time PM session.

    The value of 'relative' starts the SOAM LM session when the current
    system date and time minus the mefSoamLmRelativeStartTime is greater
    than or equal to the system date and time when the mefSoamLmStartTimeType
    object was written and mefSoamLmCfgEnabled is true. This value is used
    to implement an On-Demand relative time PM session.

    This object can only be written at row creation time and cannot be
    modified once it has been created.
    "
REFERENCE
    "[MEF35.1] R7, D1"
DEFVAL { immediate }
::= { mefSoamLmCfgEntry 17 }

mefSoamLmCfgFixedStartDateAndTime OBJECT-TYPE
SYNTAX      DateAndTime
MAX-ACCESS  read-create
STATUS      current
DESCRIPTION
    "This object specifies the fixed UTC start date/time for the
    SOAM Loss Measurement session. This object is used only used if
    mefSoamLmStartTimeType is 'fixed' and is ignored otherwise.

    The default value is year 0000, month 01, day 01, time 00:00:00.00.

    This object can only be written at row creation time and cannot be
    modified once it has been created.
    "
REFERENCE
    "[MEF35.1] R8"
DEFVAL { '0000010100000000'H }
::= { mefSoamLmCfgEntry 18 }

mefSoamLmCfgRelativeStartTime OBJECT-TYPE
SYNTAX      TimeInterval

```

```

MAX-ACCESS    read-create
STATUS        current
DESCRIPTION
    "This object specifies the relative start time, from the
    current system time, for the SOAM LM session. This
    object is used only if mefSoamLmStartTimeType is 'relative' and is
    ignored otherwise.

    This object can only be written at row creation time and cannot be
    modified once it has been created.
    "
REFERENCE
    "[MEF35.1] R8"
DEFVAL { 0 }
 ::= { mefSoamLmCfgEntry 19 }

```

mefSoamLmCfgStopTimeType OBJECT-TYPE

```

SYNTAX        MefSoamTcOperationTimeType
MAX-ACCESS    read-create
STATUS        current
DESCRIPTION
    "This object specifies the type of stop time to terminate the
    SOAM LM session. The stop time can be forever (none), relative, or
    fixed.

    The value of 'none' indicates that the SOAM LM session never ends once it
    has started unless it the session is disabled.

    The value of 'immediate' is illegal and a write error will be returned
    if this value is used.

    The value of 'fixed' stops the SOAM LM session when the
    mefSoamLmFixedStopDateAndTime is less than or equal
    to the current system date and time. This
    value is used to implement an On-Demand fixed time PM session.

    The value of 'relative' stops the SOAM LM session when the time
    indicated by mefSoamLmRelativeStopTime has passed since the session
    start time as determined by the mefSoamLmCfgStartTimeType,
    mefSoamLmCfgFixedStartDateAndTime and mefSoamLmCfgRelativeStartTime
    objects. This value is used to implement an On-Demand relative time
    PM session.

    This object can only be written at row creation time and cannot be
    modified once it has been created.
    "
REFERENCE
    "[MEF35.1] R9-R10, D2"
DEFVAL { none }
 ::= { mefSoamLmCfgEntry 20 }

```

mefSoamLmCfgFixedStopDateAndTime OBJECT-TYPE

```

SYNTAX        DateAndTime
MAX-ACCESS    read-create
STATUS        current
DESCRIPTION
    "This object specifies the fixed UTC stop date/time for the
    SOAM Loss Measurement session. This object is used only used
    if mefSoamLmStopTimeType is 'fixed' and is ignored otherwise.

    The default value is year 0000, month 01, day 01, time 00:00:00.00.

    This object can only be written at row creation time and cannot be
    modified once it has been created.

```

```

"
REFERENCE
  "[MEF35.1] R10-R11"
DEFVAL { '0000010100000000'H }
 ::= { mefSoamLmCfgEntry 21 }

mefSoamLmCfgRelativeStopTime OBJECT-TYPE
SYNTAX      TimeInterval
MAX-ACCESS  read-create
STATUS      current
DESCRIPTION
  "This object specifies the relative stop time, from the
  session start time, to stop the SOAM LM session.  This
  object is used only if mefSoamLmStopTimeType is 'relative' and is
  ignored otherwise.

  This object can only be written at row creation time and cannot be
  modified once it has been created.
"
REFERENCE
  "[MEF35.1] R10-R11"
DEFVAL { 0 }
 ::= { mefSoamLmCfgEntry 22 }

mefSoamLmCfgRepetitionTime OBJECT-TYPE
SYNTAX      Unsigned32 (0..31536000)
UNITS       "seconds"
MAX-ACCESS  read-create
STATUS      current
DESCRIPTION
  "This object specifies a configurable repetition time between
  Measurement Intervals in a Loss Measurement session, in seconds.

  If the value is 0 (none), there is no time gap between the end of one
  Measurement Interval and the start of a new Measurement Interval.
  This is the normal usage case.

  If the value is greater than 0 but less than or equal to the measurement
  interval, an error is returned.

  If the value is greater than one Measurement Interval there is time gap
  between the end of one Measurement Interval and the start of the next
  Measurement Interval.  The repetition time specifies the time between
  the start of consecutive Measurement Intervals; hence the gap between
  the end of one Measurement Interval and the start of the next is equal
  to the difference between the repetition time and the measurement
  interval.  During this gap, no SOAM PDUs are sent for this session and
  no measurements are made.

  This object can only be written at row creation time and cannot be
  modified once it has been created.
"
REFERENCE
  "[MEF35.1] R18, D4, R19-R20"
DEFVAL { 0 }
 ::= { mefSoamLmCfgEntry 23 }

mefSoamLmCfgAlignMeasurementIntervals OBJECT-TYPE
SYNTAX      TruthValue
MAX-ACCESS  read-create
STATUS      current
DESCRIPTION
  "This object specifies whether the Measurement Intervals for
  the Loss Measurement session are aligned with a zero offset to

```

real time.

The value 'true' indicates that each Measurement Interval starts at a time which is aligned to NE time source hour, if the repetition time (or the Measurement Interval, if the repetition time is 0) is a factor of an hour, i.e.  $60\text{min}/15\text{min} = 4$ . For instance, a Measurement Interval/repetition time of 15 minutes would stop/start the Measurement Interval at 0, 15, 30, and 45 minutes of an hour. A Measurement Interval/Repetition Time of 7 minutes would not align to the hour since 7 minutes is NOT a factor of an hour, i.e.  $60\text{min}/7\text{min} = 8.6$ . In this case the behavior is the same as if the object is set to 'false'.

The value 'false' indicates that the first Measurement Interval starts at an arbitrary time and each subsequent Measurement Interval starts at a time which is determined by `mefSoamLmCfgRepetitionTime`.

This object can only be written at row creation time and cannot be modified once it has been created.

"

REFERENCE

"[MEF35.1] D5-D7"

DEFVAL { true }

::= { mefSoamLmCfgEntry 24 }

`mefSoamLmCfgAlignMeasurementOffset` OBJECT-TYPE

SYNTAX Unsigned32 (0..525600)

UNITS "minutes"

MAX-ACCESS read-create

STATUS current

DESCRIPTION

"This object specifies the offset in minutes from the time of day value if `mefSoamLmCfgAlignMeasurementIntervals` is 'true' and the repetition time is a factor of 60 minutes. If not, the value of this object is ignored.

If the Measurement Interval is 15 minutes and `mefSoamLmCfgAlignMeasurementIntervals` is true and if this object was set to 5 minutes, the Measurement Intervals would start at 5, 20, 35, 50 minutes past each hour.

This object can only be written at row creation time and cannot be modified once it has been created.

"

REFERENCE

"[MEF35.1] D8"

DEFVAL { 0 }

::= { mefSoamLmCfgEntry 25 }

`mefSoamLmCfgAvailabilityMeasurementInterval` OBJECT-TYPE

SYNTAX Unsigned32 (1..525600)

UNITS "minutes"

MAX-ACCESS read-create

STATUS current

DESCRIPTION

"This object specifies the availability Measurement Interval in minutes.

An Availability Measurement Interval of 15 minutes is to be supported, other intervals can be supported. Calculations within a Availability Measurement Interval are based upon a small time interval `delta_t` as configured by `mefSoamLmCfgAvailabilityNumConsecutiveMeasPdus`.

This object can only be written at row creation time and cannot be modified once it has been created.

"

REFERENCE

"[MEF35.1] R15-R17, D3"

DEFVAL { 15 }

::= { mefSoamLmCfgEntry 26 }

mefSoamLmCfgAvailabilityNumConsecutiveMeasPdus OBJECT-TYPE

SYNTAX Unsigned32 (1..1000000)

MAX-ACCESS read-create

STATUS current

DESCRIPTION

"This object specifies a configurable number of consecutive loss measurement PDUs to be used in evaluating the availability/unavailability status and FLR of each small time interval, 'delta\_t', per MEF 10.3. Loss Measurement PDUs (LMMs, CCMs or SLMs) are sent regularly with a period defined by mefSoamLmCfgMessagePeriod. Therefore, this object, when multiplied by mefSoamLmCfgMessagePeriod, is equivalent to the Availability parameter of 'delta\_t' as specified by MEF 10.3.

If the mefSoamLmCfgType is lmLMM or lmCCM, this object defines the number of LMM or CCM PDUs transmitted during each 'delta\_t' period. The Availability flr for a given 'delta\_t' can be calculated based on the counters in the last LMM/R or CCM during this 'delta\_t' and the last LMM/R or CCM in the previous 'delta\_t'.

If the mefSoamLmCfgType is lmSLM, this object defines the number of SLM PDUs transmitted during each 'delta\_t' period. The Availability flr for a given 'delta\_t' is calculated based on the number of those SLM PDUs that are lost.

If the mefSoamLmCfgType is lmLMM or lmCCM, the number range of 1 through 300 must be supported. The number range of 300 through 1000000 may be supported, but is not mandatory.

If the mefSoamLmCfgType is lmSLM, the number range of 10 through 3000 must be supported. The number range of 3000 through 1000000 may be supported, but is not mandatory.

This object can only be written at row creation time and cannot be modified once it has been created.

"

REFERENCE

"[MEF10.3] Section 8.8; [MEF35.1] R78-R80, D31-D32, CR58-CR60, CD16-CD17"

DEFVAL { 10 }

::= { mefSoamLmCfgEntry 27 }

mefSoamLmCfgAvailabilityFlrThreshold OBJECT-TYPE

SYNTAX Unsigned32 (0..100000)

UNITS "milli-percent"

MAX-ACCESS read-create

STATUS current

DESCRIPTION

"This object specifies a configurable availability threshold to be used in evaluating the availability/unavailability status of an delta\_t interval per MEF 10.3. The availability threshold range of 0.00 (0) through 1.00 (100000) is supported. This parameter is equivalent to the Availability parameter of 'C' as specified by MEF 10.3.

Units are in milli-percent, where 1 indicates 0.001 percent.

This object can only be written at row creation time and cannot be modified once it has been created.

"

REFERENCE

"[MEF10.3] Section 8.8; [MEF35.1] R81-R82, D33, CR61-CR62, CD18"

DEFVAL { 50000 }

::= { mefSoamLmCfgEntry 28 }

mefSoamLmCfgAvailabilityNumConsecutiveIntervals OBJECT-TYPE

SYNTAX Unsigned32 (1..1000)

MAX-ACCESS read-create

STATUS current

DESCRIPTION

"This object specifies a configurable number of consecutive delta\_t intervals (n delta\_t) to be used to determine a change in the availability status as indicated by MEF 10.3. This parameter is equivalent to the Availability parameter of 'n' as specified by MEF 10.3. Availability for each delta\_t interval is a sliding window based upon a width n delta\_t.

The number range of 1 through 10 must be supported. The number range of 1 through 1000 may be supported, but is not mandatory.

This object can only be written at row creation time and cannot be modified once it has been created.

"

REFERENCE

"[MEF10.3] Section 8.8; [MEF35.1] R78-R80, D31-D32, CR58-CR60, CD16-CD17"

DEFVAL { 10 }

::= { mefSoamLmCfgEntry 29 }

mefSoamLmCfgAvailabilityNumConsecutiveHighFlr OBJECT-TYPE

SYNTAX Unsigned32 (1..1000)

MAX-ACCESS read-create

STATUS current

DESCRIPTION

"This object specifies a configurable number of consecutive delta\_t intervals to be used for assessing CHLI in the sliding window. This parameter is equivalent to the Resiliency parameter of 'p' as specified by MEF 10.3.

mefSoamLmCfgAvailabilityNumConsecutiveHighFlr must be strictly less than mefSoamLmCfgAvailabilityNumConsecutiveIntervals. If not, the count of high loss intervals over time, mefSoamLmAvailabilityHighLoss, and the count of consecutive high loss levels, mefSoamLmAvailabilityConsecutiveHighLoss, is disabled.

The number range of 1 through 10 must be supported. The number range of 1 through 1000 may be supported, but is not mandatory.

This object can only be written at row creation time and cannot be modified once it has been created.

"

REFERENCE

"[MEF10.3] Section 8.8; [MEF35.1] R86-R87, D34-D35, CR66-CR67, CD19-CD20"

DEFVAL { 5 }

::= { mefSoamLmCfgEntry 30 }

mefSoamLmCfgSessionType OBJECT-TYPE

SYNTAX MefSoamTcSessionType

MAX-ACCESS read-create

STATUS current

DESCRIPTION

"This object indicates whether the current session is defined to



be 'Proactive' or 'On-Demand'. A value of 'proactive' indicates the current session is 'Proactive'. A value of 'onDemand' indicates the current session is 'On-Demand'.

This object can only be written at row creation time and cannot be modified once it has been created.

"

REFERENCE

"[MEF35.1] R2"

DEFVAL { proactive }

::= { mefSoamLmCfgEntry 31 }

mefSoamLmCfgSessionStatus OBJECT-TYPE

SYNTAX MefSoamTcStatusType

MAX-ACCESS read-only

STATUS current

DESCRIPTION

"This object indicates the current status of the LM session. A value of 'active' indicates the current LM session is active, i.e. the current time lies between the start time and the stop time, and mefSoamLmCfgEnabled is true. A value of 'notActive' indicates the current LM session is not active, i.e. it has not started yet, has stopped upon reaching the stop time, or is disabled.

"

::= { mefSoamLmCfgEntry 32 }

mefSoamLmCfgHistoryClear OBJECT-TYPE

SYNTAX TruthValue

MAX-ACCESS read-create

STATUS current

DESCRIPTION

"This object when written clears the Loss Measurement history Table (mefSoamLmHistoryStatsTable) - all rows are deleted. When read the value always returns 'false'.

Writing this value does not change the current stat table, nor any of the items in the configuration table.

Writing this value during row creation has no effect.

"

DEFVAL { false }

::= { mefSoamLmCfgEntry 33 }

mefSoamLmCfgRowStatus OBJECT-TYPE

SYNTAX RowStatus

MAX-ACCESS read-create

STATUS current

DESCRIPTION

"The status of the row.

The writable columns in a row cannot be changed if the row is active, except for mefSoamLmCfgHistoryClear and mefSoamLmCfgEnabled objects. All columns must have a valid value before a row can be activated.

"

::= { mefSoamLmCfgEntry 34 }

mefSoamLmCfgCosType OBJECT-TYPE

SYNTAX INTEGER {

vlan (1),

pcp (2),

dei (3)

}

MAX-ACCESS read-create

STATUS current

## DESCRIPTION

"This object selects the LM measurement CoS association

vlan(1) SOAM PM session is based upon VLAN ID only  
 pcp(2) SOAM PM session is based upon a combination of VLAN ID and  
 priority (PCP)  
 dei(3) SOAM PM session is based upon a combination of VLAN ID and  
 priority (PCP)\_and DEI

This object can only be written at row creation time and cannot be  
 modified once it has been created.

"

## REFERENCE

"[MEF35.1] R71, R73"

::= { mefSoamLmCfgEntry 35 }

## mefSoamLmCfgSourceMacAddress OBJECT-TYPE

SYNTAX MacAddress

MAX-ACCESS read-create

STATUS current

## DESCRIPTION

"The Source MAC Address Field of the received SOAM LM session PDUs.

If mefSoamLmCfgType is 'lmSlRx' this object indicates the source  
 address of the lmSlTx LM session.

This object is only valid for mefSoamLmCfgType set to 'lmSlRx'. It is  
 ignored for mefSoamLmCfgType set to 'lmLmm', 'lmSlm', 'lmCcm', and  
 'lmSlTx'.

This object can only be written at row creation time and cannot be  
 modified once it has been created.

"

## REFERENCE

"[MEF35.1] CR49"

::= { mefSoamLmCfgEntry 36 }

## mefSoamLmCfgTcaNextIndex OBJECT-TYPE

SYNTAX Unsigned32

MAX-ACCESS read-only

STATUS current

## DESCRIPTION

"This object contains an unused value for a TCA on the specific LM PM  
 Session or a zero to indicate that none exist. This value needs to  
 be read in order to find an available index for row-creation of a  
 TCA and then is used when a row is created. This value is  
 automatically updated by the SNMP Agent after the row is created.

Referential integrity is necessary, i.e., the index needs to be  
 persistent upon a reboot or restart of a device. The index  
 is never to be reused for other PM sessions on the same MEP while this  
 session is active, or until it wraps to zero. The index value keeps  
 increasing up to that time. This is to facilitate access control based  
 on a fixed index for an EMS, since the index is not reused.

"

## REFERENCE

"[MEF35.1] O4, CR21, CO2"

::= { mefSoamLmCfgEntry 37 }

## mefSoamLmCfgDei OBJECT-TYPE

SYNTAX INTEGER {  
     noDei (0),  
     setDei (1)  
 }

```

MAX-ACCESS    read-create
STATUS        current
DESCRIPTION
  "This object specifies the setting of the DEI when mefSoamLmCfgCosType
  is configured to 'dei'. The value of this object is ignored if
  mefSoamLmCfgCosType is set to 'vlan' or 'pcp'

  noDei(0)          DEI is set to 0
  setDei(1)         DEI is set to 1

  This object can only be written at row creation time and cannot be
  modified once it has been created.
  "
REFERENCE
  "[Y.1731] [MEF35.1] R71, R73, CR43, CR53"
DEFVAL { noDei }
 ::= { mefSoamLmCfgEntry 38 }

mefSoamLmTestId OBJECT-TYPE
SYNTAX        Unsigned32
MAX-ACCESS    read-create
STATUS        current
DESCRIPTION
  "This object specifies the Test ID if mefSoamLmCfgType is set to
  'lmSlm', 'lm1SlTx', 'lm1SlRx'. The value of this object is ignored
  if mefSoamLmCfgType is set to 'lmLmm' or 'lmCcm'.

  For 'lmSlm' and 'lm1SlTx' it is the value of the transmitted Test ID
  field in the SLM and 1SL PDU.

  For 'lm1SlRx' it is the value of the received 1SLM PDU Test ID field.

  This object can only be written at row creation time and cannot be
  modified once it has been created.
  "
REFERENCE
  "[MEF35.1] Section 16.4; [Y.1731]"
DEFVAL { 0 }
 ::= { mefSoamLmCfgEntry 39 }

-- *****
-- Ethernet Loss Measurement Measured Statistic Table
-- *****

mefSoamLmMeasuredStatsTable OBJECT-TYPE
SYNTAX        SEQUENCE OF MefSoamLmMeasuredStatsEntry
MAX-ACCESS    not-accessible
STATUS        current
DESCRIPTION
  "This object contains the last measured results for a SOAM Loss
  Measurement session.

  Each row in the table represents a Loss Measurement session for
  the defined MEP. This table uses four indices. The first three indices
  are the indices of the Maintenance Domain, Maintenance Association, and
  MEP tables. The fourth index is the specific LM session on the selected
  MEP.

  Instances of this managed object are created automatically
  by the SNMP Agent when the Loss Measurement session is running.

  Each object in this table applies only if the corresponding bit is set in
  mefSoamLmCfgMeasurementEnable.

```

```

        The objects in this table do not need to be persistent upon reboot
        or restart of a device.
    "
REFERENCE
    "[MEF35.1] R6, R14, D10, D19"
 ::= { mefSoamPmLmObjects 2 }

mefSoamLmMeasuredStatsEntry OBJECT-TYPE
SYNTAX      MefSoamLmMeasuredStatsEntry
MAX-ACCESS  not-accessible
STATUS      current
DESCRIPTION
    "The conceptual row of mefSoamLmMeasuredStatsTable"
INDEX       {
            dotlagCfmMdIndex,
            dotlagCfmMaIndex,
            dotlagCfmMepIdentifier,
            mefSoamLmCfgIndex
            }
 ::= { mefSoamLmMeasuredStatsTable 1 }

MefSoamLmMeasuredStatsEntry ::= SEQUENCE {
    mefSoamLmMeasuredStatsForwardFlr      Unsigned32,
    mefSoamLmMeasuredStatsBackwardFlr    Unsigned32,
    mefSoamLmMeasuredStatsAvailForwardStatus  MefSoamTcAvailabilityType,
    mefSoamLmMeasuredStatsAvailBackwardStatus MefSoamTcAvailabilityType,
    mefSoamLmMeasuredStatsAvailForwardLastTransitionTime  DateAndTime,
    mefSoamLmMeasuredStatsAvailBackwardLastTransitionTime  DateAndTime
}

mefSoamLmMeasuredStatsForwardFlr OBJECT-TYPE
SYNTAX      Unsigned32 (0..100000)
UNITS       "milli-percent"
MAX-ACCESS  read-only
STATUS      current
DESCRIPTION
    "This object contains the last frame loss ratio in the forward direction
    calculated by this MEP. The FLR value
    is a ratio that is expressed as a percent with a value of 0 (ratio
    0.00) through 100000 (ratio 1.00).

    Units are in milli-percent, where 1 indicates 0.001 percent.

    The value of this object is undefined if mefSoamLmCfgType is 'lm1S1Tx'."
REFERENCE
    "[MEF35.1] D36, CD21"
 ::= { mefSoamLmMeasuredStatsEntry 1 }

mefSoamLmMeasuredStatsBackwardFlr OBJECT-TYPE
SYNTAX      Unsigned32 (0..100000)
UNITS       "milli-percent"
MAX-ACCESS  read-only
STATUS      current
DESCRIPTION
    "This object contains the last frame loss ratio in the backward direction
    calculated by this MEP. The FLR value
    is a ratio that is expressed as a percent with a value of 0 (ratio
    0.00) through 100000 (ratio 1.00).

    Units are in milli-percent, where 1 indicates 0.001 percent.

    The value of this object is undefined if mefSoamLmCfgType is 'lm1S1Tx'

```

```

    or 'lm1SlRx'.      "
REFERENCE
    "[MEF35.1] D36, CD21"
 ::= { mefSoamLmMeasuredStatsEntry 2 }

mefSoamLmMeasuredStatsAvailForwardStatus OBJECT-TYPE
SYNTAX      MefSoamTcAvailabilityType
MAX-ACCESS  read-only
STATUS      current
DESCRIPTION
    "This object indicates the availability status (the outcome of the
    last known delta_t interval) in the forward direction.
    Note that the status of an delta_t interval is not known until
    the loss for a number of subsequent delta_t intervals has been
    calculated (as determined by
    mefSoamLmCfgAvailabilityNumConsecutiveIntervals)

    The value of this object is undefined if mefSoamLmCfgType is 'lm1SlTx'.
    "
REFERENCE
    "[MEF35.1] R83, CR63"
 ::= { mefSoamLmMeasuredStatsEntry 3 }

mefSoamLmMeasuredStatsAvailBackwardStatus OBJECT-TYPE
SYNTAX      MefSoamTcAvailabilityType
MAX-ACCESS  read-only
STATUS      current
DESCRIPTION
    "This object indicates the availability status (the outcome of the
    last delta_t interval) in the backward direction.
    Note that the status of an delta_t interval is not known until
    the loss for a number of subsequent delta_t intervals has been
    calculated (as determined by
    mefSoamLmCfgAvailabilityNumConsecutiveIntervals)

    The value of this object is undefined if mefSoamLmCfgType is 'lm1SlTx'
    or 'lm1SlRx'.
    "
REFERENCE
    "[MEF35.1] R83, CR63"
 ::= { mefSoamLmMeasuredStatsEntry 4 }

mefSoamLmMeasuredStatsAvailForwardLastTransitionTime OBJECT-TYPE
SYNTAX      DateAndTime
MAX-ACCESS  read-only
STATUS      current
DESCRIPTION
    "This object indicates the UTC time of the last transition
    between available and unavailable in the forward direction.

    If there have been no transitions since the Loss Measurement
    Session was started, this is set to 0.

    The value of this object is undefined if mefSoamLmCfgType is 'lm1SlTx'.
    "
REFERENCE
    "[MEF35.1] R83-R84, CR63-CR64"
 ::= { mefSoamLmMeasuredStatsEntry 5 }

mefSoamLmMeasuredStatsAvailBackwardLastTransitionTime OBJECT-TYPE
SYNTAX      DateAndTime
MAX-ACCESS  read-only
STATUS      current
DESCRIPTION

```

```

    "This object indicates the UTC time of the last transition
    between available and unavailable in the backward direction.

    If there have been no transitions since the Loss Measurement
    Session was started, this is set to 0.

    The value of this object is undefined if mefSoamLmCfgType is 'lm1SlTx'
    or 'lm1SlRx'.
    "
REFERENCE
    "[MEF35.1] R83-R84, CR63-CR64"
    ::= { mefSoamLmMeasuredStatsEntry 6 }

-- *****
-- Ethernet Loss Measurement Current Availability Statistic Table
-- *****

mefSoamLmCurrentAvailStatsTable OBJECT-TYPE
    SYNTAX      SEQUENCE OF MefSoamLmCurrentAvailStatsEntry
    MAX-ACCESS  not-accessible
    STATUS      current
    DESCRIPTION
        "This object contains the current results for a SOAM Loss Measurement
        session for availability statistics gathered during the interval
        indicated by mefSoamLmCfgAvailabilityMeasurementInterval.

        Each row in the table represents a Loss Measurement session for
        the defined MEP. This table uses four indices. The first three indices
        are the indices of the Maintenance Domain, Maintenance Association, and
        MEP tables. The fourth index is the specific LM session on the selected
        MEP.

        Instances of this managed object are created automatically
        by the SNMP Agent when the Loss Measurement session is running.

        The objects in this table apply regardless of the value of
        mefSoamLmCfgType unless otherwise specified in the object description.

        Except for mefSoamLmCurrentAvailStatsIndex,
        mefSoamLmCurrentAvailStatsStartTime, mefSoamLmCurrentAvailStatsElapsedTime
        and mefSoamLmCurrentAvailStatsSuspect, each object in this table applies
        only if the corresponding bit is set in mefSoamLmCfgMeasurementEnable.

        The objects in this table may be persistent upon reboot or restart
        of a device.
        "
REFERENCE
    "[MEF35.1] R6, R14, D10, D19"
    ::= { mefSoamPmLmObjects 3 }

mefSoamLmCurrentAvailStatsEntry OBJECT-TYPE
    SYNTAX      MefSoamLmCurrentAvailStatsEntry
    MAX-ACCESS  not-accessible
    STATUS      current
    DESCRIPTION
        "The conceptual row of mefSoamLmCurrentAvailStatsTable"
    INDEX      {
                dotlagCfmMdIndex,
                dotlagCfmMaIndex,
                dotlagCfmMepIdentifier,
                mefSoamLmCfgIndex
            }
    ::= { mefSoamLmCurrentAvailStatsTable 1 }

```

```

MefSoamLmCurrentAvailStatsEntry ::= SEQUENCE {
    mefSoamLmCurrentAvailStatsIndex          Unsigned32,
    mefSoamLmCurrentAvailStatsStartTime      DateAndTime,
    mefSoamLmCurrentAvailStatsElapsedTime    TimeInterval,
    mefSoamLmCurrentAvailStatsSuspect        TruthValue,

    mefSoamLmCurrentAvailStatsForwardHighLoss    Unsigned32,
    mefSoamLmCurrentAvailStatsBackwardHighLoss    Unsigned32,
    mefSoamLmCurrentAvailStatsForwardConsecutiveHighLoss Unsigned32,
    mefSoamLmCurrentAvailStatsBackwardConsecutiveHighLoss Unsigned32,

    mefSoamLmCurrentAvailStatsForwardAvailable    Gauge32,
    mefSoamLmCurrentAvailStatsBackwardAvailable    Gauge32,
    mefSoamLmCurrentAvailStatsForwardUnavailable    Gauge32,
    mefSoamLmCurrentAvailStatsBackwardUnavailable    Gauge32,
    mefSoamLmCurrentAvailStatsForwardMinFlr        Unsigned32,
    mefSoamLmCurrentAvailStatsForwardMaxFlr        Unsigned32,
    mefSoamLmCurrentAvailStatsForwardAvgFlr        Unsigned32,
    mefSoamLmCurrentAvailStatsBackwardMinFlr        Unsigned32,
    mefSoamLmCurrentAvailStatsBackwardMaxFlr        Unsigned32,
    mefSoamLmCurrentAvailStatsBackwardAvgFlr        Unsigned32
}

mefSoamLmCurrentAvailStatsIndex OBJECT-TYPE
    SYNTAX      Unsigned32
    MAX-ACCESS  read-only
    STATUS      current
    DESCRIPTION
        "The index for the current availability Measurement Interval for this
        PM session. This value will become the value for
        mefSoamLmHistoryAvailStatsIndex once the Measurement Interval
        is completed. The duration of the Measurement Interval is specified
        by mefSoamLmCfgAvailabilityMeasurementInterval.

        Measurement Interval indices are assigned sequentially by
        the SNMP Agent. The first Measurement Interval that occurs after
        the session is started is assigned index 1.
        "
    REFERENCE
        "[MEF35.1] R21, D9-D10"
    ::= { mefSoamLmCurrentAvailStatsEntry 1 }

mefSoamLmCurrentAvailStatsStartTime OBJECT-TYPE
    SYNTAX      DateAndTime
    MAX-ACCESS  read-only
    STATUS      current
    DESCRIPTION
        "The UTC time that the current Measurement Interval started.
        "
    REFERENCE
        "[MEF35.1] R22, R88, CR46, CR68"
    ::= { mefSoamLmCurrentAvailStatsEntry 2 }

mefSoamLmCurrentAvailStatsElapsedTime OBJECT-TYPE
    SYNTAX      TimeInterval
    MAX-ACCESS  read-only
    STATUS      current
    DESCRIPTION
        "The time that the current Measurement Interval has been running, in 0.01
        seconds.
        "
    REFERENCE
        "[MEF35.1] R24, R88, CR46, CR68"
    ::= { mefSoamLmCurrentAvailStatsEntry 3 }

```



```

mefSoamLmCurrentAvailStatsSuspect OBJECT-TYPE
    SYNTAX      TruthValue
    MAX-ACCESS  read-only
    STATUS      current
    DESCRIPTION
        "Whether the Measurement Interval has been marked as suspect.

        The object is set to false at the start of a measurement
        interval. It is set to true when there is a discontinuity in the
        performance measurements during the Measurement Interval. Conditions
        for a discontinuity include, but are not limited to the following:

        1 - Loss of connectivity between the Controller MEP and the
            Responder MEP
        2 - The local time-of-day clock is adjusted by at least 10 seconds
        3 - The conducting of performance measurements is started part
            way through a Measurement Interval (in the case that the
            Measurement Intervals are not aligned with the start time
            Of the PM Session).
        4 - The conducting of a performance measurement is halted before the
            current Measurement Interval is completed
        5 - A local test, failure, or reconfiguration that disrupts service
        6 - A Measurement Interval that coincides with a Maintenance Interval
        "
    REFERENCE
        "[MEF35.1] R39-R42"
    ::= { mefSoamLmCurrentAvailStatsEntry 4 }

mefSoamLmCurrentAvailStatsForwardHighLoss OBJECT-TYPE
    SYNTAX      Unsigned32
    MAX-ACCESS  read-only
    STATUS      current
    DESCRIPTION
        "This object is the number of high loss intervals (HLI) over
        time in the forward direction.

        The value starts at 0 and increments for every HLI that occurs.
        This parameter is equivalent to 'L Sub T' found in MEF 10.3.

        The value of this object is undefined if mefSoamLmCfgType is 'lm1SlTx'.
        "
    REFERENCE
        "[MEF10.3] 8.8; [MEF35.1] R88, CR68"
    ::= { mefSoamLmCurrentAvailStatsEntry 5 }

mefSoamLmCurrentAvailStatsBackwardHighLoss OBJECT-TYPE
    SYNTAX      Unsigned32
    MAX-ACCESS  read-only
    STATUS      current
    DESCRIPTION
        "This object is the number of high loss intervals (HLI) over
        time in the backwards direction.

        The value starts at 0 and increments for every HLI that occurs.
        This parameter is equivalent to 'L Sub T' found in MEF 10.3.

        The value of this object is undefined if mefSoamLmCfgType is 'lm1SlTx'
        or 'lm1SlRx'.
        "
    REFERENCE
        "[MEF10.3] 8.8; [MEF35.1] R88"
    ::= { mefSoamLmCurrentAvailStatsEntry 6 }

```

```

mefSoamLmCurrentAvailStatsForwardConsecutiveHighLoss OBJECT-TYPE
    SYNTAX      Unsigned32
    MAX-ACCESS  read-only
    STATUS      current
    DESCRIPTION
        "This object is the number of consecutive high loss intervals
        (CHLI) over time in the forward direction.

        The value starts at 0 and increments for every HLI that occurs
        that is determined to fall within a CHLI.
        This parameter is equivalent to 'B Sub T' found in MEF 10.3.

        The value of this object is undefined if mefSoamLmCfgType is 'lm1SlTx'."
    REFERENCE
        "[MEF10.3] 8.8; [MEF35.1] R88, CR68"
    ::= { mefSoamLmCurrentAvailStatsEntry 7 }

mefSoamLmCurrentAvailStatsBackwardConsecutiveHighLoss OBJECT-TYPE
    SYNTAX      Unsigned32
    MAX-ACCESS  read-only
    STATUS      current
    DESCRIPTION
        "This object is the number of consecutive high loss intervals
        (CHLI) over time in the backward direction.

        The value starts at 0 and increments for every HLI that occurs
        that is determined to fall within a CHLI.
        This parameter is equivalent to 'B Sub T' found in MEF 10.3.

        The value of this object is undefined if mefSoamLmCfgType is 'lm1SlTx'
        or 'lm1SlRx'."
    REFERENCE
        "[MEF10.3] 8.8; [MEF35.1] R88"
    ::= { mefSoamLmCurrentAvailStatsEntry 8 }

mefSoamLmCurrentAvailStatsForwardAvailable OBJECT-TYPE
    SYNTAX      Gauge32
    MAX-ACCESS  read-only
    STATUS      current
    DESCRIPTION
        "This object contains the number of delta_t intervals
        evaluated as available in the forward direction by this MEP during
        this Measurement Interval.

        The value of this object is undefined if mefSoamLmCfgType is 'lm1SlTx'."
    REFERENCE
        "[MEF35.1] R88, CR68; [MEF10.3]"
    ::= { mefSoamLmCurrentAvailStatsEntry 9 }

mefSoamLmCurrentAvailStatsBackwardAvailable OBJECT-TYPE
    SYNTAX      Gauge32
    MAX-ACCESS  read-only
    STATUS      current
    DESCRIPTION
        "This object contains the number of delta_t intervals
        evaluated as available in the backward direction by this MEP during
        this Measurement Interval.

        The value of this object is undefined if mefSoamLmCfgType is 'lm1SlTx'
        or 'lm1SlRx'."

```

```

REFERENCE
    "[MEF35.1] R88"
 ::= { mefSoamLmCurrentAvailStatsEntry 10 }

mefSoamLmCurrentAvailStatsForwardUnavailable OBJECT-TYPE
    SYNTAX      Gauge32
    MAX-ACCESS  read-only
    STATUS      current
    DESCRIPTION
        "This object contains the number of delta_t intervals
        evaluated as unavailable in the forward direction by this MEP during
        this Measurement Interval.

        The value of this object is undefined if mefSoamLmCfgType is 'lm1SlTx'."
    REFERENCE
        "[MEF35.1] R88, CR68"
 ::= { mefSoamLmCurrentAvailStatsEntry 11 }

mefSoamLmCurrentAvailStatsBackwardUnavailable OBJECT-TYPE
    SYNTAX      Gauge32
    MAX-ACCESS  read-only
    STATUS      current
    DESCRIPTION
        "This object contains the number of delta_t intervals
        evaluated as unavailable in the backward direction by this MEP
        during this Measurement Interval.

        The value of this object is undefined if mefSoamLmCfgType is 'lm1SlTx'
        or 'lm1SlRx'."
    REFERENCE
        "[MEF35.1] R88"
 ::= { mefSoamLmCurrentAvailStatsEntry 12 }

mefSoamLmCurrentAvailStatsForwardMinFlr OBJECT-TYPE
    SYNTAX      Unsigned32 (0..100000)
    UNITS       "milli-percent"
    MAX-ACCESS  read-only
    STATUS      current
    DESCRIPTION
        "This object contains the minimum one-way availability flr in the forward
        direction, from among the set of availability flr values calculated by
        the MEP in this Measurement Interval. There is one availability flr
        value for each 'delta_t' time period within the Measurement Interval, as
        specified in MEF 10.3.

        The flr value is a ratio that is expressed as a
        percent with a value of 0 (ratio 0.00) through 100000 (ratio 1.00).

        Units are in milli-percent, where 1 indicates 0.001 percent.

        The value of this object is undefined if mefSoamLmCfgType is 'lm1SlTx'."
    REFERENCE
        "[MEF35.1] D36, CD21"
 ::= { mefSoamLmCurrentAvailStatsEntry 13 }

mefSoamLmCurrentAvailStatsForwardMaxFlr OBJECT-TYPE
    SYNTAX      Unsigned32 (0..100000)
    UNITS       "milli-percent"
    MAX-ACCESS  read-only
    STATUS      current
    DESCRIPTION

```

"This object contains the maximum one-way availability flr in the forward direction, from among the set of availability flr values calculated by the MEP in this Measurement Interval. There is one availability flr value for each 'delta\_t' time period within the Measurement Interval, as specified in MEF 10.3.

The flr value is a ratio that is expressed as a percent with a value of 0 (ratio 0.00) through 100000 (ratio 1.00).

Units are in milli-percent, where 1 indicates 0.001 percent.

The value of this object is undefined if mefSoamLmCfgType is 'lm1SlTx'.

"

REFERENCE

"[MEF35.1] D36, CD21"

::= { mefSoamLmCurrentAvailStatsEntry 14 }

mefSoamLmCurrentAvailStatsForwardAvgFlr OBJECT-TYPE

SYNTAX Unsigned32 (0..100000)

UNITS "milli-percent"

MAX-ACCESS read-only

STATUS current

DESCRIPTION

"This object contains the average one-way availability flr in the forward direction, from among the set of availability flr values calculated by the MEP in this Measurement Interval. There is one availability flr value for each 'delta\_t' time period within the Measurement Interval, as specified in MEF 10.3.

The flr value is a ratio that is expressed as a percent with a value of 0 (ratio 0.00) through 100000 (ratio 1.00).

Units are in milli-percent, where 1 indicates 0.001 percent.

The value of this object is undefined if mefSoamLmCfgType is 'lm1SlTx'.

"

REFERENCE

"[MEF35.1] D36, CD21"

::= { mefSoamLmCurrentAvailStatsEntry 15 }

mefSoamLmCurrentAvailStatsBackwardMinFlr OBJECT-TYPE

SYNTAX Unsigned32 (0..100000)

UNITS "milli-percent"

MAX-ACCESS read-only

STATUS current

DESCRIPTION

"This object contains the minimum one-way availability flr in the backward direction, from among the set of availability flr values calculated by the MEP in this Measurement Interval. There is one availability flr value for each 'delta\_t' time period within the Measurement Interval, as specified in MEF 10.3.

The flr value is a ratio that is expressed as a percent with a value of 0 (ratio 0.00) through 100000 (ratio 1.00).

Units are in milli-percent, where 1 indicates 0.001 percent.

The value of this object is undefined if mefSoamLmCfgType is 'lm1SlTx' or 'lm1SlRx'.

"

REFERENCE

"[MEF35.1] D36"

::= { mefSoamLmCurrentAvailStatsEntry 16 }

```

mefSoamLmCurrentAvailStatsBackwardMaxFlr OBJECT-TYPE
    SYNTAX      Unsigned32 (0..100000)
    UNITS       "milli-percent"
    MAX-ACCESS  read-only
    STATUS      current
    DESCRIPTION
        "This object contains the maximum one-way availability flr in the backward
        direction, from among the set of availability flr values calculated by
        the MEP in this Measurement Interval. There is one availability flr
        value for each 'delta_t' time period within the Measurement Interval, as
        specified in MEF 10.3.

        The flr value is a ratio that is expressed
        as a percent with a value of 0 (ratio 0.00) through 100000 (ratio 1.00).

        Units are in milli-percent, where 1 indicates 0.001 percent.

        The value of this object is undefined if mefSoamLmCfgType is 'lm1SlTx'
        or 'lm1SlRx'."
    ::= { mefSoamLmCurrentAvailStatsEntry 17 }

mefSoamLmCurrentAvailStatsBackwardAvgFlr OBJECT-TYPE
    SYNTAX      Unsigned32 (0..100000)
    UNITS       "milli-percent"
    MAX-ACCESS  read-only
    STATUS      current
    DESCRIPTION
        "This object contains the average one-way availability flr in the backward
        direction, from among the set of availability flr values calculated by
        the MEP in this Measurement Interval. There is one availability flr
        value for each 'delta_t' time period within the Measurement Interval, as
        specified in MEF 10.3.

        The flr value is a ratio that is expressed as a
        percent with a value of 0 (ratio 0.00) through 100000 (ratio 1.00).

        Units are in milli-percent, where 1 indicates 0.001 percent.

        The value of this object is undefined if mefSoamLmCfgType is 'lm1SlTx'
        or 'lm1SlRx'."
    ::= { mefSoamLmCurrentAvailStatsEntry 18 }

-- *****
-- Ethernet Loss Measurement Current Statistic Table
-- *****

mefSoamLmCurrentStatsTable OBJECT-TYPE
    SYNTAX      SEQUENCE OF MefSoamLmCurrentStatsEntry
    MAX-ACCESS  not-accessible
    STATUS      current
    DESCRIPTION
        "This table contains the results for the current Measurement
        Interval in a SOAM Loss Measurement session gathered during the interval
        indicated by mefSoamLmCfgMeasurementInterval.

        A row in this table is created automatically
        by the SNMP Agent when the Loss Measurement session is configured."

```

Each row in the table represents the current statistics for a Loss Measurement session for the defined MEP. This table uses four indices. The first three indices are the indices of the Maintenance Domain, Maintenance Association, and MEP tables. The fourth index is the specific LM session on the selected MEP. There may be more than one LM session per MEP. The main use case for this is to allow multiple CoS instances to be operating simultaneously for a MEP.

The objects in this table apply regardless of the value of mefSoamLmCfgType unless otherwise specified in the object description.

Except for mefSoamLmCurrentStatsIndex, mefSoamLmCurrentStatsStartTime, mefSoamLmCurrentStatsElapsedTime and mefSoamLmCurrentStatsSuspect, each object in this table applies only if the corresponding bit is set in mefSoamLmCfgMeasurementEnable.

The objects in this table do not need to be persistent upon reboot or restart of a device.

"

REFERENCE

"[MEF35.1] R6, R14, D10, D19"

::= { mefSoamPmLmObjects 4 }

mefSoamLmCurrentStatsEntry OBJECT-TYPE

SYNTAX MefSoamLmCurrentStatsEntry

MAX-ACCESS not-accessible

STATUS current

DESCRIPTION

"The conceptual row of mefSoamLmCurrentStatsTable"

INDEX {  
dotlagCfmMdIndex,  
dotlagCfmMaIndex,  
dotlagCfmMepIdentifier,  
mefSoamLmCfgIndex  
}

::= { mefSoamLmCurrentStatsTable 1 }

MefSoamLmCurrentStatsEntry ::= SEQUENCE {

mefSoamLmCurrentStatsIndex	Unsigned32,
mefSoamLmCurrentStatsStartTime	DateAndTime,
mefSoamLmCurrentStatsElapsedTime	TimeInterval,
mefSoamLmCurrentStatsSuspect	TruthValue,
mefSoamLmCurrentStatsForwardTransmittedFrames	Gauge32,
mefSoamLmCurrentStatsForwardReceivedFrames	Gauge32,
mefSoamLmCurrentStatsForwardMinFlr	Unsigned32,
mefSoamLmCurrentStatsForwardMaxFlr	Unsigned32,
mefSoamLmCurrentStatsForwardAvgFlr	Unsigned32,
mefSoamLmCurrentStatsBackwardTransmittedFrames	Gauge32,
mefSoamLmCurrentStatsBackwardReceivedFrames	Gauge32,
mefSoamLmCurrentStatsBackwardMinFlr	Unsigned32,
mefSoamLmCurrentStatsBackwardMaxFlr	Unsigned32,
mefSoamLmCurrentStatsBackwardAvgFlr	Unsigned32,
mefSoamLmCurrentStatsSoamPdusSent	Gauge32,
mefSoamLmCurrentStatsSoamPdusReceived	Gauge32

}

mefSoamLmCurrentStatsIndex OBJECT-TYPE

SYNTAX Unsigned32

MAX-ACCESS read-only

STATUS current

DESCRIPTION

"The index for the current Measurement Interval for this

PM session. This value will become the value for mefSoamLmHistoryStatsIndex once the Measurement Interval is completed.

Measurement Interval indices are assigned sequentially by the SNMP Agent. The first Measurement Interval that occurs after the session is started is assigned index 1.

"

REFERENCE

"[MEF35.1] R21, D9-D10"

::= { mefSoamLmCurrentStatsEntry 1 }

mefSoamLmCurrentStatsStartTime OBJECT-TYPE

SYNTAX DateAndTime

MAX-ACCESS read-only

STATUS current

DESCRIPTION

"The UTC time that the current Measurement Interval started.

"

REFERENCE

"[MEF35.1] R22, R88, CR46, CR68"

::= { mefSoamLmCurrentStatsEntry 2 }

mefSoamLmCurrentStatsElapsedTime OBJECT-TYPE

SYNTAX TimeInterval

MAX-ACCESS read-only

STATUS current

DESCRIPTION

"The time that the current Measurement Interval has been running, in 0.01 seconds.

"

REFERENCE

"[MEF35.1] R24, R88, CR46, CR68"

::= { mefSoamLmCurrentStatsEntry 3 }

mefSoamLmCurrentStatsSuspect OBJECT-TYPE

SYNTAX TruthValue

MAX-ACCESS read-only

STATUS current

DESCRIPTION

"Whether the Measurement Interval has been marked as suspect.

The object is set to false at the start of a measurement interval. It is set to true when there is a discontinuity in the performance measurements during the Measurement Interval. Conditions for a discontinuity include, but are not limited to the following:

- 1 - Loss of connectivity between the Controller MEP and the Responder MEP
- 2 - The local time-of-day clock is adjusted by at least 10 seconds
- 3 - The conducting of performance measurements is started part way through a Measurement Interval (in the case that the Measurement Intervals are not aligned with the start time Of the PM Session).
- 4 - The conducting of a performance measurement is halted before the current Measurement Interval is completed
- 5 - A local test, failure, or reconfiguration that disrupts service
- 6 - A Measurement Interval that coincides with a Maintenance Interval

"

REFERENCE

"[MEF35.1] R39-R42"

::= { mefSoamLmCurrentStatsEntry 4 }

mefSoamLmCurrentStatsForwardTransmittedFrames OBJECT-TYPE



```

SYNTAX      Gauge32
MAX-ACCESS  read-only
STATUS      current
DESCRIPTION
    "This object contains the number of frames transmitted in the
    forward direction by this MEP.

    For a PM Session of types lmLmm and lmCcm this includes Ethernet
    Service Frames and SOAM PDUs that are in a higher MEG level only.

    For a PM Session of type lmSlm this includes the count of SOAM
    ETH-SLM frames only.

    The value of this object is undefined if mefSoamLmCfgType is 'lm1SlRx'."
"
REFERENCE
    "[MEF35.1] R88, CR46, CR68"
 ::= { mefSoamLmCurrentStatsEntry 5 }

mefSoamLmCurrentStatsForwardReceivedFrames OBJECT-TYPE
SYNTAX      Gauge32
MAX-ACCESS  read-only
STATUS      current
DESCRIPTION
    "This object contains the number of frames received in the
    forward direction by this MEP.

    For a PM Session of types 'lmLmm' and 'lmCcm' this includes Ethernet
    Service Frames and SOAM PDUs that are in a higher MEG level only.

    For a PM Session of types 'lmSlm' or 'lm1SlRx' this includes the count of
    SOAM ETH-SLM frames only.

    The value of this object is undefined if mefSoamLmCfgType is 'lm1SlTx'."
"
REFERENCE
    "[MEF35.1] R88, CR46, CR68"
 ::= { mefSoamLmCurrentStatsEntry 6 }

mefSoamLmCurrentStatsForwardMinFlr OBJECT-TYPE
SYNTAX      Unsigned32 (0..100000)
UNITS       "milli-percent"
MAX-ACCESS  read-only
STATUS      current
DESCRIPTION
    "This object contains the minimum one-way frame loss
    ratio in the forward direction calculated by this MEP for this
    Measurement Interval.

    This object is calculated based upon the small time intervals,
    delta_t, found within the Measurement Interval as
    configured by mefSoamLmCfgAvailabilityNumConsecutiveMeasPdus.

    The FLR value is a ratio that is expressed as a
    percent with a value of 0 (ratio 0.00) through 100000 (ratio 1.00).

    Units are in milli-percent, where 1 indicates 0.001 percent.

    The value of this object is undefined if mefSoamLmCfgType is 'lm1SlTx'."
"
REFERENCE
    "[MEF35.1] D36, CD21"
 ::= { mefSoamLmCurrentStatsEntry 7 }

```

```

mefSoamLmCurrentStatsForwardMaxFlr OBJECT-TYPE
    SYNTAX      Unsigned32 (0..100000)
    UNITS       "milli-percent"
    MAX-ACCESS  read-only
    STATUS      current
    DESCRIPTION
        "This object contains the maximum one-way frame loss
        ratio in the forward direction calculated by this MEP for this
        Measurement Interval.

        This object is calculated based upon the small time intervals,
        delta_t, found within the Measurement Interval as
        configured by mefSoamLmCfgAvailabilityNumConsecutiveMeasPdus.

        The FLR value is a ratio that is expressed as a
        percent with a value of 0 (ratio 0.00) through 100000 (ratio 1.00).

        Units are in milli-percent, where 1 indicates 0.001 percent.

        The value of this object is undefined if mefSoamLmCfgType is 'lm1SlTx'
        "
    REFERENCE
        "[MEF35.1] D36, CD21"
    ::= { mefSoamLmCurrentStatsEntry 8 }

mefSoamLmCurrentStatsForwardAvgFlr OBJECT-TYPE
    SYNTAX      Unsigned32 (0..100000)
    UNITS       "milli-percent"
    MAX-ACCESS  read-only
    STATUS      current
    DESCRIPTION
        "This object contains the average one-way frame loss
        ratio in the forward direction calculated by this MEP for this
        Measurement Interval.

        This object is calculated based upon the small time intervals,
        delta_t, found within the Measurement Interval as
        configured by mefSoamLmCfgAvailabilityNumConsecutiveMeasPdus.

        The FLR value is a ratio that is expressed as a
        percent with a value of 0 (ratio 0.00) through 100000 (ratio 1.00).

        Units are in milli-percent, where 1 indicates 0.001 percent.

        The value of this object is undefined if mefSoamLmCfgType is 'lm1SlTx'.
        "
    REFERENCE
        "[MEF35.1] D36, CD21"
    ::= { mefSoamLmCurrentStatsEntry 9 }

mefSoamLmCurrentStatsBackwardTransmittedFrames OBJECT-TYPE
    SYNTAX      Gauge32
    MAX-ACCESS  read-only
    STATUS      current
    DESCRIPTION
        "This object contains the number of frames transmitted in the
        backward direction by this MEP.

        For a PM Session of type 'lmLmm' and 'lmCcm' this includes Ethernet
        Service Frames and SOAM PDUs that are in a higher MEG level only.

        For a PM Session of type 'lmSlm' this includes the count of SOAM
        ETH-SLM frames only.

```

```

    The value of this object is undefined if mefSoamLmCfgType is 'lmSlTx'
    or 'lmSlRx'.
"
REFERENCE
"[MEF35.1] R88, CR46"
 ::= { mefSoamLmCurrentStatsEntry 10 }

mefSoamLmCurrentStatsBackwardReceivedFrames OBJECT-TYPE
SYNTAX      Gauge32
MAX-ACCESS  read-only
STATUS      current
DESCRIPTION
  "This object contains the number of frames received in the
  backward direction by this MEP.

  For a PM Session of type 'lmLmm' this includes Ethernet
  Service Frames and SOAM PDUs that are in a higher MEG level only.

  For a PM Session of type 'lmSlm' this includes the count of SOAM
  ETH-SLM frames only.

  The value of this object is undefined if mefSoamLmCfgType is 'lmSlTx'
  or 'lmSlRx'.
"
REFERENCE
"[MEF35.1] R88, CR46"
 ::= { mefSoamLmCurrentStatsEntry 11 }

mefSoamLmCurrentStatsBackwardMinFlr OBJECT-TYPE
SYNTAX      Unsigned32 (0..100000)
UNITS       "milli-percent"
MAX-ACCESS  read-only
STATUS      current
DESCRIPTION
  "This object contains the minimum one-way frame loss
  ratio in the backward direction calculated by this MEP for
  this Measurement Interval.

  This object is calculated based upon the small time intervals,
  delta_t, found within the Measurement Interval as
  configured by mefSoamLmCfgAvailabilityNumConsecutiveMeasPdus.

  The FLR value is a ratio that is expressed as a
  percent with a value of 0 (ratio 0.00) through 100000 (ratio 1.00).

  Units are in milli-percent, where 1 indicates 0.001 percent.

  The value of this object is undefined if mefSoamLmCfgType is 'lmSlTx'
  or 'lmSlRx'.
"
REFERENCE
"[MEF35.1] D36"
 ::= { mefSoamLmCurrentStatsEntry 12 }

mefSoamLmCurrentStatsBackwardMaxFlr OBJECT-TYPE
SYNTAX      Unsigned32 (0..100000)
UNITS       "milli-percent"
MAX-ACCESS  read-only
STATUS      current
DESCRIPTION
  "This object contains the maximum one-way frame loss
  ratio in the backward direction calculated by this MEP for
  this Measurement Interval.

```

This object is calculated based upon the small time intervals, `delta_t`, found within the Measurement Interval as configured by `mefSoamLmCfgAvailabilityNumConsecutiveMeasPdus`.

The FLR value is a ratio that is expressed as a percent with a value of 0 (ratio 0.00) through 100000 (ratio 1.00).

Units are in milli-percent, where 1 indicates 0.001 percent.

The value of this object is undefined if `mefSoamLmCfgType` is 'lm1SlTx' or 'lm1SlRx'.

"

REFERENCE

"[MEF35.1] D36"

::= { mefSoamLmCurrentStatsEntry 13 }

mefSoamLmCurrentStatsBackwardAvgFlr OBJECT-TYPE

SYNTAX Unsigned32 (0..100000)

UNITS "milli-percent"

MAX-ACCESS read-only

STATUS current

DESCRIPTION

"This object contains the average one-way frame loss ratio in the backward direction calculated by this MEP for this Measurement Interval.

This object is calculated based upon the small time intervals, `delta_t`, found within the Measurement Interval as configured by `mefSoamLmCfgAvailabilityNumConsecutiveMeasPdus`.

The FLR value is a ratio that is expressed as a percent with a value of 0 (ratio 0.00) through 100000 (ratio 1.00).

Units are in milli-percent, where 1 indicates 0.001 percent.

The value of this object is undefined if `mefSoamLmCfgType` is 'lm1SlTx' or 'lm1SlRx'.

"

REFERENCE

"[MEF35.1] D36"

::= { mefSoamLmCurrentStatsEntry 14 }

mefSoamLmCurrentStatsSoamPdusSent OBJECT-TYPE

SYNTAX Gauge32

MAX-ACCESS read-only

STATUS current

DESCRIPTION

"This object contains the count of the number of SOAM PDUs sent during this Measurement Interval.

This object applies when `mefSoamLmCfgType` is 'lmLmm', 'lmSlm', 'lmCcm', or 'lm1SlTx'. It indicates the number of LMM, CCM, or SLM SOAM frames transmitted.

The value of this object is undefined if `mefSoamLmCfgType` is 'lm1SlRx'.

"

REFERENCE

"[MEF35.1] R88, CR46, CR68"

::= { mefSoamLmCurrentStatsEntry 15 }

mefSoamLmCurrentStatsSoamPdusReceived OBJECT-TYPE

SYNTAX Gauge32

MAX-ACCESS read-only

STATUS current

```

DESCRIPTION
  "This object contains the count of the number of SOAM PDUs
  PDUs received in this Measurement Interval.

  This object applies when mefSoamLmCfgType is 'lmLmm', 'lmSlm',
  'lmCcm', or 'lmSlRx'. This object indicates the number of LMR, CCM,
  or SLR SOAM frames received.

  The value of this object is undefined if mefSoamLmCfgType is 'lmSlTx'."
REFERENCE
  "[MEF35.1] R88, CR46, CR68"
  ::= { mefSoamLmCurrentStatsEntry 16 }

-- *****
-- Ethernet Loss Measurement Availability History Statistic Table
-- *****

mefSoamLmHistoryAvailStatsTable OBJECT-TYPE
  SYNTAX      SEQUENCE OF MefSoamLmHistoryAvailStatsEntry
  MAX-ACCESS  not-accessible
  STATUS      current
  DESCRIPTION
    "This table contains the results for availability history Measurement
    Intervals in a SOAM Loss Measurement session.

    Rows of this table object are created automatically
    by the SNMP Agent when the Loss Measurement session is running and a
    Measurement Interval is completed.

    Each row in the table represents the history statistics for a Loss
    Measurement session availability Measurement Interval for the defined
    MEP. This table uses five indices. The first three indices are the indices
    of the Maintenance Domain, Maintenance Association, and MEP tables.
    The fourth index is the specific LM session on the selected MEP. The
    fifth index index the specific Measurement Interval.

    At least 32 completed Measurement Intervals are to be supported. 96
    completed Measurement Intervals are recommended to be supported. If
    there are at least 32 rows in the table and a new Measurement Interval
    completes and a new row is to be added to the table, the oldest completed
    Measurement Interval can be deleted (row deletion). If the availability
    Measurement Interval is other than 15 minutes then a minimum of 8 hours of
    completed Measurement Intervals are to be supported and 24 hours are
    recommended to be supported.

    Except for mefSoamLmHistoryAvailStatsIndex,
    mefSoamLmHistoryAvailStatsEndTime, mefSoamLmHistoryAvailStatsElapsedTime and
    mefSoamLmHistoryAvailStatsSuspect, each object in this table applies only
    if the corresponding bit is set in mefSoamLmCfgMeasurementEnable.

    The rows and objects in this table are to be persistent upon reboot
    or restart of a device."
REFERENCE
  "[MEF35.1] R6, R14, D9-D10, R25"
  ::= { mefSoamPmLmObjects 5 }

mefSoamLmHistoryAvailStatsEntry OBJECT-TYPE
  SYNTAX      MefSoamLmHistoryAvailStatsEntry
  MAX-ACCESS  not-accessible
  STATUS      current
  DESCRIPTION
    "The conceptual row of mefSoamLmHistoryAvailStatsTable"

```

```

INDEX
    {
        dotlagCfmMdIndex,
        dotlagCfmMaIndex,
        dotlagCfmMepIdentifier,
        mefSoamLmCfgIndex,
        mefSoamLmHistoryAvailStatsIndex
    }
 ::= { mefSoamLmHistoryAvailStatsTable 1 }

MefSoamLmHistoryAvailStatsEntry ::= SEQUENCE {
    mefSoamLmHistoryAvailStatsIndex          Unsigned32,
    mefSoamLmHistoryAvailStatsEndTime        DateAndTime,
    mefSoamLmHistoryAvailStatsElapsedTime    TimeInterval,
    mefSoamLmHistoryAvailStatsSuspect        TruthValue,
    mefSoamLmHistoryAvailStatsForwardHighLoss Unsigned32,
    mefSoamLmHistoryAvailStatsBackwardHighLoss Unsigned32,
    mefSoamLmHistoryAvailStatsForwardConsecutiveHighLoss Unsigned32,
    mefSoamLmHistoryAvailStatsBackwardConsecutiveHighLoss Unsigned32,

    mefSoamLmHistoryAvailStatsForwardAvailable Gauge32,
    mefSoamLmHistoryAvailStatsBackwardAvailable Gauge32,
    mefSoamLmHistoryAvailStatsForwardUnavailable Gauge32,
    mefSoamLmHistoryAvailStatsBackwardUnavailable Gauge32,
    mefSoamLmHistoryAvailStatsForwardMinFlr Unsigned32,
    mefSoamLmHistoryAvailStatsForwardMaxFlr Unsigned32,
    mefSoamLmHistoryAvailStatsForwardAvgFlr Unsigned32,
    mefSoamLmHistoryAvailStatsBackwardMinFlr Unsigned32,
    mefSoamLmHistoryAvailStatsBackwardMaxFlr Unsigned32,
    mefSoamLmHistoryAvailStatsBackwardAvgFlr Unsigned32
}

mefSoamLmHistoryAvailStatsIndex OBJECT-TYPE
    SYNTAX      Unsigned32
    MAX-ACCESS  not-accessible
    STATUS      current
    DESCRIPTION
        "The index for the availability Measurement Interval within this
        PM session.

        Measurement Interval indices are assigned sequentially by
        the SNMP Agent. The first Measurement Interval that occurs after
        the session is started is assigned index 1. Measurement Intervals
        for availability (stored in this table) are based on
        mefSoamLmCfgAvailabilityMeasurementInterval and are indexed independently
        of Measurement Intervals for FLR (stored in mefSoamLmHistoryStatsTable).

        Referential integrity is necessary, i.e., the index needs to be
        persistent upon a reboot or restart of a device. The index
        is never reused while this session is active until it wraps to zero.
        The index value keeps increasing up to that time.
        "
    REFERENCE
        "[MEF35.1] R21, D9-D10"
 ::= { mefSoamLmHistoryAvailStatsEntry 1 }

mefSoamLmHistoryAvailStatsEndTime OBJECT-TYPE
    SYNTAX      DateAndTime
    MAX-ACCESS  read-only
    STATUS      current
    DESCRIPTION
        "The UTC time that the Measurement Interval ended.
        "
    REFERENCE
        "[MEF35.1] R23, R88, CR46, CR68"

```

```

 ::= { mefSoamLmHistoryAvailStatsEntry 2 }

mefSoamLmHistoryAvailStatsElapsedTime OBJECT-TYPE
    SYNTAX      TimeInterval
    MAX-ACCESS  read-only
    STATUS      current
    DESCRIPTION
        "The length of time that the Measurement Interval ran for,
         in 0.01 seconds.
        "
    REFERENCE
        "[MEF35.1] R24, R88, CR46, CR68"
 ::= { mefSoamLmHistoryAvailStatsEntry 3 }

mefSoamLmHistoryAvailStatsSuspect OBJECT-TYPE
    SYNTAX      TruthValue
    MAX-ACCESS  read-only
    STATUS      current
    DESCRIPTION
        "Whether the Measurement Interval has been marked as suspect.

        The object is set to true when there is a discontinuity in the
        performance measurements during the Measurement Interval.  Conditions
        for a discontinuity include, but are not limited to the following:

        1 - Loss of connectivity between the Controller MEP and the
            Responder MEP
        2 - The local time-of-day clock is adjusted by at least 10 seconds
        3 - The conducting of performance measurements is started part
            way through a Measurement Interval (in the case that the
            Measurement Intervals are not aligned with the start time
            Of the PM Session).
        4 - The conducting of a performance measurement is halted before the
            current Measurement Interval is completed
        5 - A local test, failure, or reconfiguration that disrupts service
        6 - A Measurement Interval that coincides with a Maintenance Interval
        "
    REFERENCE
        "[MEF35.1] R39-R42"
 ::= { mefSoamLmHistoryAvailStatsEntry 4 }

mefSoamLmHistoryAvailStatsForwardHighLoss OBJECT-TYPE
    SYNTAX      Unsigned32
    MAX-ACCESS  read-only
    STATUS      current
    DESCRIPTION
        "This object is the number of high loss intervals (HLI) over
         time in the forward direction.

        The value starts at 0 and increments for every HLI that occurs.
        This parameter is equivalent to 'L Sub T' found in MEF 10.3.

        The value of this object is undefined if mefSoamLmCfgType is 'lm1SlTx'.
        "
    REFERENCE
        "[MEF10.3] 8.8; [MEF35.1] R88, CR68"
 ::= { mefSoamLmHistoryAvailStatsEntry 5 }

mefSoamLmHistoryAvailStatsBackwardHighLoss OBJECT-TYPE
    SYNTAX      Unsigned32
    MAX-ACCESS  read-only
    STATUS      current
    DESCRIPTION
        "This object is the number of high loss intervals (HLI) over

```



time in the backward direction.

The value starts at 0 and increments for every HLI that occurs.  
This parameter is equivalent to 'L Sub T' found in MEF 10.3.

The value of this object is undefined if mefSoamLmCfgType is 'lm1SlTx'  
or 'lm1SlRx'.

"

REFERENCE

"[MEF10.3] 8.8; [MEF35.1] R88, CR68"

::= { mefSoamLmHistoryAvailStatsEntry 6 }

mefSoamLmHistoryAvailStatsForwardConsecutiveHighLoss OBJECT-TYPE

SYNTAX Unsigned32

MAX-ACCESS read-only

STATUS current

DESCRIPTION

"This object is the number of consecutive high loss intervals  
(CHLI) over time in the forward direction.

The value starts at 0 and increments for every HLI that occurs  
that is determined to fall within a CHLI.

This parameter is equivalent to 'B Sub T' found in MEF 10.3.

The value of this object is undefined if mefSoamLmCfgType is 'lm1SlTx'.

"

REFERENCE

"[MEF10.3] 8.8; [MEF35.1] R88, CR68"

::= { mefSoamLmHistoryAvailStatsEntry 7 }

mefSoamLmHistoryAvailStatsBackwardConsecutiveHighLoss OBJECT-TYPE

SYNTAX Unsigned32

MAX-ACCESS read-only

STATUS current

DESCRIPTION

"This object is the number of consecutive high loss intervals  
(CHLI) over time in the forward direction.

The value starts at 0 and increments for every HLI that occurs  
that is determined to fall within a CHLI.

This parameter is equivalent to 'B Sub T' found in MEF 10.3.

The value of this object is undefined if mefSoamLmCfgType is 'lm1SlTx'  
or 'lm1SlRx'.

"

REFERENCE

"[MEF10.3] 8.8; [MEF35.1] R88"

::= { mefSoamLmHistoryAvailStatsEntry 8 }

mefSoamLmHistoryAvailStatsForwardAvailable OBJECT-TYPE

SYNTAX Gauge32

MAX-ACCESS read-only

STATUS current

DESCRIPTION

"This object contains the number of delta\_t intervals  
evaluated as available in the forward direction by this MEP during  
this Measurement Interval.

The value of this object is undefined if mefSoamLmCfgType is 'lm1SlTx'.

"

REFERENCE

"[MEF35.1] R88, CR68; [MEF10.3]"

::= { mefSoamLmHistoryAvailStatsEntry 9 }

```

mefSoamLmHistoryAvailStatsBackwardAvailable OBJECT-TYPE
    SYNTAX      Gauge32
    MAX-ACCESS  read-only
    STATUS      current
    DESCRIPTION
        "This object contains the number of delta_t intervals
        evaluated as available in the backward direction by this MEP during
        this Measurement Interval.

        The value of this object is undefined if mefSoamLmCfgType is 'lm1SlTx'
        or 'lm1SlRx'."
    REFERENCE
        "[MEF35.1] R88"
    ::= { mefSoamLmHistoryAvailStatsEntry 10 }

mefSoamLmHistoryAvailStatsForwardUnavailable OBJECT-TYPE
    SYNTAX      Gauge32
    MAX-ACCESS  read-only
    STATUS      current
    DESCRIPTION
        "This object contains the number of delta_t intervals
        evaluated as unavailable in the forward direction by this MEP during
        this Measurement Interval.

        The value of this object is undefined if mefSoamLmCfgType is 'lm1SlTx'."
    REFERENCE
        "[MEF35.1] R88, CR68"
    ::= { mefSoamLmHistoryAvailStatsEntry 11 }

mefSoamLmHistoryAvailStatsBackwardUnavailable OBJECT-TYPE
    SYNTAX      Gauge32
    MAX-ACCESS  read-only
    STATUS      current
    DESCRIPTION
        "This object contains the number of delta_t intervals
        evaluated as unavailable in the backward direction by this MEP
        during this Measurement Interval.

        The value of this object is undefined if mefSoamLmCfgType is 'lm1SlTx'
        or 'lm1SlRx'."
    REFERENCE
        "[MEF35.1] R88"
    ::= { mefSoamLmHistoryAvailStatsEntry 12 }

mefSoamLmHistoryAvailStatsForwardMinFlr OBJECT-TYPE
    SYNTAX      Unsigned32 (0..100000)
    UNITS       "milli-percent"
    MAX-ACCESS  read-only
    STATUS      current
    DESCRIPTION
        "This object contains the minimum one-way availability flr in the forward
        direction, from among the set of availability flr values calculated by
        the MEP in this Measurement Interval. There is one availability flr
        value for each 'delta_t' time period within the Measurement Interval, as
        specified in MEF 10.3.

        The flr value is a ratio that is expressed as a
        percent with a value of 0 (ratio 0.00) through 100000 (ratio 1.00).

        Units are in milli-percent, where 1 indicates 0.001 percent."

```

```

    The value of this object is undefined if mefSoamLmCfgType is 'lm1SlTx'.
    "
REFERENCE
    "[MEF35.1] D36, CD21"
 ::= { mefSoamLmHistoryAvailStatsEntry 13 }

mefSoamLmHistoryAvailStatsForwardMaxFlr OBJECT-TYPE
SYNTAX      Unsigned32 (0..100000)
UNITS       "milli-percent"
MAX-ACCESS  read-only
STATUS      current
DESCRIPTION
    "This object contains the maximum one-way availability flr in the forward
    direction, from among the set of availability flr values calculated by
    the MEP in this Measurement Interval. There is one availability flr
    value for each 'delta_t' time period within the Measurement Interval, as
    specified in MEF 10.3.

    The flr value is a ratio that is expressed as a
    percent with a value of 0 (ratio 0.00) through 100000 (ratio 1.00).

    Units are in milli-percent, where 1 indicates 0.001 percent.

    The value of this object is undefined if mefSoamLmCfgType is 'lm1SlTx'.
    "
REFERENCE
    "[MEF35.1] D36, CD21"
 ::= { mefSoamLmHistoryAvailStatsEntry 14 }

mefSoamLmHistoryAvailStatsForwardAvgFlr OBJECT-TYPE
SYNTAX      Unsigned32 (0..100000)
UNITS       "milli-percent"
MAX-ACCESS  read-only
STATUS      current
DESCRIPTION
    "This object contains the average one-way availability flr in the forward
    direction, from among the set of availability flr values calculated by
    the MEP in this Measurement Interval. There is one availability flr
    value for each 'delta_t' time period within the Measurement Interval, as
    specified in MEF 10.3.

    The flr value is a ratio that is expressed as a
    percent with a value of 0 (ratio 0.00) through 100000 (ratio 1.00).

    Units are in milli-percent, where 1 indicates 0.001 percent.

    The value of this object is undefined if mefSoamLmCfgType is 'lm1SlTx'.
    "
REFERENCE
    "[MEF35.1] D36, CD21"
 ::= { mefSoamLmHistoryAvailStatsEntry 15 }

mefSoamLmHistoryAvailStatsBackwardMinFlr OBJECT-TYPE
SYNTAX      Unsigned32 (0..100000)
UNITS       "milli-percent"
MAX-ACCESS  read-only
STATUS      current
DESCRIPTION
    "This object contains the minimum one-way availability flr in the backward
    direction, from among the set of availability flr values calculated by
    the MEP in this Measurement Interval. There is one availability flr
    value for each 'delta_t' time period within the Measurement Interval, as
    specified in MEF 10.3.

```

The flr value is a ratio that is expressed as a percent with a value of 0 (ratio 0.00) through 100000 (ratio 1.00).

Units are in milli-percent, where 1 indicates 0.001 percent.

The value of this object is undefined if mefSoamLmCfgType is 'lm1SlTx' or 'lm1SlRx'.

"

REFERENCE

"[MEF35.1] D36"

::= { mefSoamLmHistoryAvailStatsEntry 16 }

mefSoamLmHistoryAvailStatsBackwardMaxFlr OBJECT-TYPE

SYNTAX Unsigned32 (0..100000)

UNITS "milli-percent"

MAX-ACCESS read-only

STATUS current

DESCRIPTION

"This object contains the maximum one-way availability flr in the backward direction, from among the set of availability flr values calculated by the MEP in this Measurement Interval. There is one availability flr value for each 'delta\_t' time period within the Measurement Interval, as specified in MEF 10.3.

The flr value is a ratio that is expressed as a percent with a value of 0 (ratio 0.00) through 100000 (ratio 1.00).

Units are in milli-percent, where 1 indicates 0.001 percent.

The value of this object is undefined if mefSoamLmCfgType is 'lm1SlTx' or 'lm1SlRx'.

"

REFERENCE

"[MEF35.1] D36"

::= { mefSoamLmHistoryAvailStatsEntry 17 }

mefSoamLmHistoryAvailStatsBackwardAvgFlr OBJECT-TYPE

SYNTAX Unsigned32 (0..100000)

UNITS "milli-percent"

MAX-ACCESS read-only

STATUS current

DESCRIPTION

"This object contains the average one-way availability flr in the backward direction, from among the set of availability flr values calculated by the MEP in this Measurement Interval. There is one availability flr value for each 'delta\_t' time period within the Measurement Interval, as specified in MEF 10.3.

The flr value is a ratio that is expressed as a percent with a value of 0 (ratio 0.00) through 100000 (ratio 1.00).

Units are in milli-percent, where 1 indicates 0.001 percent.

The value of this object is undefined if mefSoamLmCfgType is 'lm1SlTx' or 'lm1SlRx'.

"

REFERENCE

"[MEF35.1] D36"

::= { mefSoamLmHistoryAvailStatsEntry 18 }

-- \*\*\*\*\*  
 -- Ethernet Loss Measurement Loss History Statistic Table

```
-- *****
```

mefSoamLmHistoryStatsTable OBJECT-TYPE  
 SYNTAX SEQUENCE OF MefSoamLmHistoryStatsEntry  
 MAX-ACCESS not-accessible  
 STATUS current  
 DESCRIPTION  
 "This table contains the results for history Measurement Intervals in a SOAM Loss Measurement session.  
  
 Rows of this table object are created automatically by the SNMP Agent when the Loss Measurement session is running and a Measurement Interval is completed.  
  
 Each row in the table represents the history statistics for a Loss Measurement session Measurement Interval for the defined MEP. This table uses five indices. The first three indices are the indices of the Maintenance Domain, Maintenance Association, and MEP tables. The fourth index is the specific LM session on the selected MEP. The fifth index index the specific Measurement Interval.  
  
 At least 32 completed Measurement Intervals are to be supported. 96 completed Measurement Intervals are recommended to be supported. If there are at least 32 rows in the table and a new Measurement Interval completes and a new row is to be added to the table, the oldest completed Measurement Interval may be deleted (row deletion). If the measurement interval is other than 15 minutes then a minimum of 8 hours of completed Measurement Intervals are to be supported and 24 hours are recommended to be supported.  
  
 Except for mefSoamLmHistoryStatsIndex, mefSoamLmHistoryStatsEndTime, mefSoamLmHistoryStatsElapsedTime and mefSoamLmHistoryStatsSuspect, each object in this table applies only if the corresponding bit is set in mefSoamLmCfgMeasurementEnable.  
  
 The rows and objects in this table are to be persistent upon reboot or restart of a device.  
 "

REFERENCE  
 "[MEF35.1] R6, R14, R21, D9-D10, R25"  
 ::= { mefSoamPmLmObjects 6 }

mefSoamLmHistoryStatsEntry OBJECT-TYPE  
 SYNTAX MefSoamLmHistoryStatsEntry  
 MAX-ACCESS not-accessible  
 STATUS current  
 DESCRIPTION  
 "The conceptual row of mefSoamLmHistoryStatsTable"  
 INDEX {  
 dotlagCfmMdIndex,  
 dotlagCfmMaIndex,  
 dotlagCfmMepIdentifier,  
 mefSoamLmCfgIndex,  
 mefSoamLmHistoryStatsIndex  
 }  
 ::= { mefSoamLmHistoryStatsTable 1 }

MefSoamLmHistoryStatsEntry ::= SEQUENCE {  
 mefSoamLmHistoryStatsIndex Unsigned32,  
 mefSoamLmHistoryStatsEndTime DateAndTime,  
 mefSoamLmHistoryStatsElapsedTime TimeInterval,  
 mefSoamLmHistoryStatsSuspect TruthValue,  
 mefSoamLmHistoryStatsForwardTransmittedFrames Gauge32,  
 mefSoamLmHistoryStatsForwardReceivedFrames Gauge32,

```

mefSoamLmHistoryStatsForwardMinFlr          Unsigned32,
mefSoamLmHistoryStatsForwardMaxFlr          Unsigned32,
mefSoamLmHistoryStatsForwardAvgFlr          Unsigned32,
mefSoamLmHistoryStatsBackwardTransmittedFrames Gauge32,
mefSoamLmHistoryStatsBackwardReceivedFrames Gauge32,
mefSoamLmHistoryStatsBackwardMinFlr          Unsigned32,
mefSoamLmHistoryStatsBackwardMaxFlr          Unsigned32,
mefSoamLmHistoryStatsBackwardAvgFlr          Unsigned32,
mefSoamLmHistoryStatsSoamPdusSent           Gauge32,
mefSoamLmHistoryStatsSoamPdusReceived       Gauge32
}

mefSoamLmHistoryStatsIndex OBJECT-TYPE
    SYNTAX      Unsigned32
    MAX-ACCESS  not-accessible
    STATUS      current
    DESCRIPTION
        "The index for the Measurement Interval within this
        PM session.

        Measurement Interval indices are assigned sequentially by
        the SNMP Agent. The first Measurement Interval that occurs after
        the session is started is assigned index 1. Measurement Intervals
        for FLR (stored in this table) are based on
        mefSoamLmCfgMeasurementInterval and are indexed independently
        of Measurement Intervals for availability (stored in
        mefSoamLmHistoryAvailStatsTable).

        Referential integrity is necessary, i.e., the index needs to be
        persistent upon a reboot or restart of a device. The index
        is never reused while this session is active until it wraps to zero.
        The index value keeps increasing up to that time.
        "
    REFERENCE
        "[MEF35.1] R21, D9-D10"
    ::= { mefSoamLmHistoryStatsEntry 1 }

mefSoamLmHistoryStatsEndTime OBJECT-TYPE
    SYNTAX      DateAndTime
    MAX-ACCESS  read-only
    STATUS      current
    DESCRIPTION
        "The UTC time that the Measurement Interval ended.
        "
    REFERENCE
        "[MEF35.1] R23, R88, CR46, CR68"
    ::= { mefSoamLmHistoryStatsEntry 2 }

mefSoamLmHistoryStatsElapsedTime OBJECT-TYPE
    SYNTAX      TimeInterval
    MAX-ACCESS  read-only
    STATUS      current
    DESCRIPTION
        "The length of time that the Measurement Interval ran for,
        in 0.01 seconds.
        "
    REFERENCE
        "[MEF35.1] R24, R88, CR46, CR68"
    ::= { mefSoamLmHistoryStatsEntry 3 }

mefSoamLmHistoryStatsSuspect OBJECT-TYPE
    SYNTAX      TruthValue
    MAX-ACCESS  read-only
    STATUS      current

```

## DESCRIPTION

"Whether the Measurement Interval has been marked as suspect.

The object is set to true when there is a discontinuity in the performance measurements during the Measurement Interval. Conditions for a discontinuity include, but are not limited to the following:

- 1 - Loss of connectivity between the Controller MEP and the Responder MEP
- 2 - The local time-of-day clock is adjusted by at least 10 seconds
- 3 - The conducting of performance measurements is started part way through a Measurement Interval (in the case that the Measurement Intervals are not aligned with the start time Of the PM Session).
- 4 - The conducting of a performance measurement is halted before the current Measurement Interval is completed
- 5 - A local test, failure, or reconfiguration that disrupts service
- 6 - A Measurement Interval that coincides with a Maintenance Interval

"

## REFERENCE

"[MEF35.1] R39-R42"

::= { mefSoamLmHistoryStatsEntry 4 }

mefSoamLmHistoryStatsForwardTransmittedFrames OBJECT-TYPE

SYNTAX Gauge32

MAX-ACCESS read-only

STATUS current

## DESCRIPTION

"This object contains the number of frames transmitted in the forward direction by this MEP.

For a PM Session of types 'lmLmm' and 'lmCcm' this includes Ethernet Service Frames and SOAM PDUs that are in a higher MEG level only.

For a PM Session of type 'lmSlm' and 'lmSlTx' this includes the count of OAM ETH-SLM frames only.

The value of this object is undefined if mefSoamLmCfgType is 'lmSlRx'.

"

## REFERENCE

"[MEF35.1] R88, CR46, CR68"

::= { mefSoamLmHistoryStatsEntry 5 }

mefSoamLmHistoryStatsForwardReceivedFrames OBJECT-TYPE

SYNTAX Gauge32

MAX-ACCESS read-only

STATUS current

## DESCRIPTION

"This object contains the number of frames received in the forward direction by this MEP.

For a PM Session of types 'lmLmm' and 'lmCcm' this includes Ethernet Service Frames and SOAM PDUs that are in a higher MEG level only.

For a PM Session of type 'lmSlm' and 'lmSlRx' this includes the count of OAM ETH-SLM frames only.

"

## REFERENCE

"[MEF35.1] R88, CR46, CR68"

::= { mefSoamLmHistoryStatsEntry 6 }

mefSoamLmHistoryStatsForwardMinFlr OBJECT-TYPE

SYNTAX Unsigned32 (0..100000)

UNITS "milli-percent"

```

MAX-ACCESS    read-only
STATUS        current
DESCRIPTION
  "This object contains the minimum one-way frame loss
  ratio in the forward direction calculated by this MEP for this
  Measurement Interval. The FLR value is a ratio that is expressed as a
  percent with a value of 0 (ratio 0.00) through 100000 (ratio 1.00).

  Units are in milli-percent, where 1 indicates 0.001 percent.

  The value of this object is undefined if mefSoamLmCfgType is 'lm1SlTx'.
  "
REFERENCE
  "[MEF35.1] D36, CD21"
 ::= { mefSoamLmHistoryStatsEntry 7 }

mefSoamLmHistoryStatsForwardMaxFlr OBJECT-TYPE
SYNTAX        Unsigned32 (0..100000)
UNITS         "milli-percent"
MAX-ACCESS    read-only
STATUS        current
DESCRIPTION
  "This object contains the maximum one-way frame loss
  ratio in the forward direction calculated by this MEP for this
  Measurement Interval. The FLR value is a ratio that is expressed as a
  percent with a value of 0 (ratio 0.00) through 100000 (ratio 1.00).

  Units are in milli-percent, where 1 indicates 0.001 percent.

  The value of this object is undefined if mefSoamLmCfgType is 'lm1SlTx'.
  "
REFERENCE
  "[MEF35.1] D36, CD21"
 ::= { mefSoamLmHistoryStatsEntry 8 }

mefSoamLmHistoryStatsForwardAvgFlr OBJECT-TYPE
SYNTAX        Unsigned32 (0..100000)
UNITS         "milli-percent"
MAX-ACCESS    read-only
STATUS        current
DESCRIPTION
  "This object contains the average one-way frame loss
  ratio in the forward direction calculated by this MEP for this
  Measurement Interval. The FLR value is a ratio that is expressed as a
  percent with a value of 0 (ratio 0.00) through 100000 (ratio 1.00).

  Units are in milli-percent, where 1 indicates 0.001 percent.

  The value of this object is undefined if mefSoamLmCfgType is 'lm1SlTx'.
  "
REFERENCE
  "[MEF35.1] D36, CD21"
 ::= { mefSoamLmHistoryStatsEntry 9 }

mefSoamLmHistoryStatsBackwardTransmittedFrames OBJECT-TYPE
SYNTAX        Gauge32
MAX-ACCESS    read-only
STATUS        current
DESCRIPTION
  "This object contains the number of frames transmitted in the
  backward direction by this MEP.

  For a PM Session of type lmLmm and lmCcm this includes Ethernet
  Service Frames and SOAM PDUs that are in a higher MEG level only.

```



For a PM Session of types lmSlm this includes the count of SOAM ETH-SLM frames only.

The value of this object is undefined if mefSoamLmCfgType is 'lm1SlTx' or 'lm1SlRx'.

"

REFERENCE

"[MEF35.1] R88, CR46"

::= { mefSoamLmHistoryStatsEntry 10 }

mefSoamLmHistoryStatsBackwardReceivedFrames OBJECT-TYPE

SYNTAX Gauge32

MAX-ACCESS read-only

STATUS current

DESCRIPTION

"This object contains the number of frames received in the backward direction by this MEP.

For a PM Session of type lmLmm and lmCcm this includes Ethernet Service Frames and SOAM PDUs that are in a higher MEG level only.

For a PM Session of types lmSlm this includes the count of SOAM ETH-SLM frames only.

The value of this object is undefined if mefSoamLmCfgType is 'lm1SlTx' or 'lm1SlRx'.

"

REFERENCE

"[MEF35.1] R88, CR46"

::= { mefSoamLmHistoryStatsEntry 11 }

mefSoamLmHistoryStatsBackwardMinFlr OBJECT-TYPE

SYNTAX Unsigned32 (0..100000)

UNITS "milli-percent"

MAX-ACCESS read-only

STATUS current

DESCRIPTION

"This object contains the minimum one-way frame loss ratio in the backward direction calculated by this MEP for this Measurement Interval. The FLR value is a ratio that is expressed as a percent with a value of 0 (ratio 0.00) through 100000 (ratio 1.00).

Units are in milli-percent, where 1 indicates 0.001 percent.

The value of this object is undefined if mefSoamLmCfgType is 'lm1SlTx' or 'lm1SlRx'.

"

REFERENCE

"[MEF35.1] D36"

::= { mefSoamLmHistoryStatsEntry 12 }

mefSoamLmHistoryStatsBackwardMaxFlr OBJECT-TYPE

SYNTAX Unsigned32 (0..100000)

UNITS "milli-percent"

MAX-ACCESS read-only

STATUS current

DESCRIPTION

"This object contains the maximum one-way frame loss ratio in the backward direction calculated by this MEP for this Measurement Interval. The FLR value is a ratio that is expressed as a percent with a value of 0 (ratio 0.00) through 100000 (ratio 1.00).

Units are in milli-percent, where 1 indicates 0.001 percent.

```

    The value of this object is undefined if mefSoamLmCfgType is 'lm1SlTx'
    or 'lm1SlRx'.
    "
REFERENCE
    "[MEF35.1] D36"
 ::= { mefSoamLmHistoryStatsEntry 13 }

mefSoamLmHistoryStatsBackwardAvgFlr OBJECT-TYPE
SYNTAX      Unsigned32 (0..100000)
UNITS       "milli-percent"
MAX-ACCESS  read-only
STATUS      current
DESCRIPTION
    "This object contains the average one-way frame loss
    ratio in the backward direction calculated by this MEP for
    this Measurement Interval. The FLR value is a ratio that is expressed as a
    percent with a value of 0 (ratio 0.00) through 100000 (ratio 1.00).

    Units are in milli-percent, where 1 indicates 0.001 percent.

    The value of this object is undefined if mefSoamLmCfgType is 'lm1SlTx'
    or 'lm1SlRx'.
    "
REFERENCE
    "[MEF35.1] D36"
 ::= { mefSoamLmHistoryStatsEntry 14 }

mefSoamLmHistoryStatsSoamPdusSent OBJECT-TYPE
SYNTAX      Gauge32
MAX-ACCESS  read-only
STATUS      current
DESCRIPTION
    "This object contains the count of the number of SOAM PDUs sent
    during this Measurement Interval.

    This object applies when mefSoamLmCfgType is 'lmLmm', 'lmSlm',
    'lmCcm', or 'lm1SlTx'. It indicates the number of LMM, CCM, or SLM SOAM
    frames transmitted.

    The value of this object is undefined if mefSoamLmCfgType is 'lm1SlRx'.
    "
REFERENCE
    "[MEF35.1] R88, CR46, CR68"
 ::= { mefSoamLmHistoryStatsEntry 15 }

mefSoamLmHistoryStatsSoamPdusReceived OBJECT-TYPE
SYNTAX      Gauge32
MAX-ACCESS  read-only
STATUS      current
DESCRIPTION
    "This object contains the count of the number of SOAM
    PDUs received in this Measurement Interval.

    This object applies when mefSoamLmCfgType is 'lmLmm', 'lmSlm',
    'lmCcm', or 'lm1SlRx'. This object indicates the number of LMR, CCM,
    or SLR SOAM frames received.

    The value of this object is undefined if mefSoamLmCfgType is 'lm1SlTx'.
    "
REFERENCE
    "[MEF35.1] R88, CR46, CR68"
 ::= { mefSoamLmHistoryStatsEntry 16 }

```

```
-- *****
-- Ethernet Delay Measurement Configuration Table
-- *****
```

mefSoamDmCfgTable OBJECT-TYPE

SYNTAX SEQUENCE OF MefSoamDmCfgEntry

MAX-ACCESS not-accessible

STATUS current

DESCRIPTION

"This table includes configuration objects and operations for the Delay Measurement function.

Each row in the table represents a Delay Measurement session for the defined MEP. This table uses four indices. The first three indices are the indices of the Maintenance Domain, Maintenance Association, and MEP tables. The fourth index is the specific DM session on the selected MEP.

A Delay Measurement session is created on an existing MEP by first accessing the mefSoamDmOperNextIndex object and using this value as the mefSoamDmCfgIndex in the row creation.

Some writable objects in this table are only applicable in certain cases (as described under each object), and attempts to write values for them in other cases will be ignored.

The writable objects in this table need to be persistent upon reboot or restart of a device.

"

REFERENCE

"[MEF35.1] R53, O6; [Y.1731]"

::= { mefSoamPmDmObjects 1 }

mefSoamDmCfgEntry OBJECT-TYPE

SYNTAX MefSoamDmCfgEntry

MAX-ACCESS not-accessible

STATUS current

DESCRIPTION

"The conceptual row of mefSoamDmCfgTable."

INDEX {  
dotlagCfmMdIndex,  
dotlagCfmMaIndex,  
dotlagCfmMepIdentifier,  
mefSoamDmCfgIndex  
}

::= { mefSoamDmCfgTable 1 }

MefSoamDmCfgEntry ::= SEQUENCE {

mefSoamDmCfgIndex Unsigned32,  
mefSoamDmCfgType INTEGER,  
mefSoamDmCfgVersion Unsigned32,  
mefSoamDmCfgEnabled TruthValue,  
mefSoamDmCfgMeasurementEnable BITS,  
mefSoamDmCfgMessagePeriod MefSoamTcMeasurementPeriodType,

mefSoamDmCfgPriority IEEE8021PriorityValue,  
mefSoamDmCfgFrameSize Unsigned32,  
mefSoamDmCfgDataPattern MefSoamTcDataPatternType,  
mefSoamDmCfgTestTlvIncluded TruthValue,  
mefSoamDmCfgTestTlvPattern MefSoamTcTestPatternType,  
mefSoamDmCfgMeasurementInterval Unsigned32,  
mefSoamDmCfgNumIntervalsStored Unsigned32,

mefSoamDmCfgDestMacAddress MacAddress,

```

mefSoamDmCfgDestMepId          DotlagCfmMepIdOrZero,
mefSoamDmCfgDestIsMepId        TruthValue,
mefSoamDmCfgSourceMacAddress    MacAddress,

mefSoamDmCfgStartTimeType       MefSoamTcOperationTimeType,
mefSoamDmCfgFixedStartDateAndTime DateAndTime,
mefSoamDmCfgRelativeStartTime   TimeInterval,
mefSoamDmCfgStopTimeType        MefSoamTcOperationTimeType,
mefSoamDmCfgFixedStopDateAndTime DateAndTime,
mefSoamDmCfgRelativeStopTime    TimeInterval,
mefSoamDmCfgRepetitionTime      Unsigned32,

mefSoamDmCfgAlignMeasurementIntervals TruthValue,
mefSoamDmCfgAlignMeasurementOffset  Unsigned32,
mefSoamDmCfgNumMeasBinsPerFrameDelayInterval Unsigned32,
mefSoamDmCfgNumMeasBinsPerInterFrameDelayVariationInterval Unsigned32,
mefSoamDmCfgInterFrameDelayVariationSelectionOffset Unsigned32,
mefSoamDmCfgNumMeasBinsPerFrameDelayRangeInterval Unsigned32,

mefSoamDmCfgSessionType          MefSoamTcSessionType,
mefSoamDmCfgSessionStatus         MefSoamTcStatusType,
mefSoamDmCfgHistoryClear          TruthValue,
mefSoamDmCfgRowStatus             RowStatus,
mefSoamDmCfgCosType               INTEGER,
mefSoamDmCfgTcaNextIndex          Unsigned32,
mefSoamDmCfgDei                   INTEGER
}

```

mefSoamDmCfgIndex

OBJECT-TYPE

SYNTAX Unsigned32(1..4294967295)

MAX-ACCESS not-accessible

STATUS current

DESCRIPTION

"An index to the Delay Measurement Configuration table which indicates the specific measurement session for the MEP.

mefSoamPmMepOperNextIndex needs to be inspected to find an available index for row-creation.

Referential integrity is necessary, i.e., the index needs to be persistent upon a reboot or restart of a device. The index is never reused for other PM sessions on the same MEP while this session is active. The index value keeps increasing until it wraps to zero. This is to facilitate access control based on a fixed index for an EMS, since the index is not reused.

"

REFERENCE

"[MEF35.1] R1"

::= { mefSoamDmCfgEntry 1 }

mefSoamDmCfgType OBJECT-TYPE

SYNTAX INTEGER {  
dmDmm (1),  
dm1DmTx (2),  
dm1DmRx (3)  
}

MAX-ACCESS read-create

STATUS current

DESCRIPTION

"This object indicates what type of Delay Measurement is to be performed.

```

dmDmm(1)          DMM SOAM PDU generated, DMR responses received
                  (one-way or two-way measurements)
dm1DmTx(2)        1DM SOAM PDU generated (one-way measurements are made by
                  the receiver)
dm1DmRx(3)        1DM SOAM PDU received and tracked (one-way measurements)

```

The exact PDUs to use are specified by this object in combination with mefSoamDmCfgVersion.

The value dmDmm is required. The values dm1DmTx and dm1DmRx are optional.

This object can only be written at row creation time and cannot be modified once it has been created.

"

REFERENCE

"[MEF35.1] R52, R54, O6, CR23"

::= { mefSoamDmCfgEntry 2 }

mefSoamDmCfgVersion OBJECT-TYPE

```

SYNTAX      Unsigned32
MAX-ACCESS  read-create
STATUS      current

```

DESCRIPTION

"This object indicates the version of the PDUs used to perform Delay Measurement.

Version 0 indicates the PDU formats defined in Y.1731-2008.

Version 1 indicates the PDU formats defined in Y.1731-2011.

The exact PDUs to use are specified by this object in combination with mefSoamDmCfgType.

This object can only be written at row creation time and cannot be modified once it has been created.

"

REFERENCE

"[Y.1731]"

DEFVAL { 0 }

::= { mefSoamDmCfgEntry 3 }

mefSoamDmCfgEnabled OBJECT-TYPE

```

SYNTAX      TruthValue
MAX-ACCESS  read-create
STATUS      current

```

DESCRIPTION

"This object specifies whether the Delay Measurement session is enabled.

The value 'true' indicates the Delay Measurement session is enabled AND SOAM PDUs are sent and/or measurements are collected when the session is running according to the scheduling objects (start time, stop time, etc.).

The value 'false' indicates the Delay Measurement session is disabled AND SOAM PDUs are not sent and/or measurements collected.

For a Delay Measurement session to be removed the row is deleted in order to release internal resources.

This object can be written/modified after row creation time.

If the DM session is enabled it resumes after shutdown/restart.

If the DM session is disabled the current Measurement Interval is stopped, if it is in process at the time, and all the in process calculations for the partially completed Measurement Interval are finalized.

This object does not affect whether the single-ended Responder is enabled or not, which is enabled or disabled by the `mefSoamPmMepDmSingleEndedResponder` object.

"

REFERENCE

"[MEF35.1] R3-R5, O1, R12-R13"

DEFVAL { true }

::= { mefSoamDmCfgEntry 4 }

mefSoamDmCfgMeasurementEnable OBJECT-TYPE

```
SYNTAX      BITS {
    bSoamPdusSent(0),
    bSoamPdusReceived(1),
    bFrameDelayTwoWayBins(2),
    bFrameDelayTwoWayMin(3),
    bFrameDelayTwoWayMax(4),
    bFrameDelayTwoWayAvg(5),
    bFrameDelayForwardBins(6),
    bFrameDelayForwardMin(7),
    bFrameDelayForwardMax(8),
    bFrameDelayForwardAvg(9),
    bFrameDelayBackwardBins(10),
    bFrameDelayBackwardMin(11),
    bFrameDelayBackwardMax(12),
    bFrameDelayBackwardAvg(13),
    bIfdvForwardBins(14),
    bIfdvForwardMax(16),
    bIfdvForwardAvg(17),
    bIfdvBackwardBins(18),
    bIfdvBackwardMax(20),
    bIfdvBackwardAvg(21),
    bIfdvTwoWayBins(22),
    bIfdvTwoWayMax(24),
    bIfdvTwoWayAvg(25),
    bFrameDelayRangeForwardBins(26),
    bFrameDelayRangeForwardMax(27),
    bFrameDelayRangeForwardAvg(28),
    bFrameDelayRangeBackwardBins(29),
    bFrameDelayRangeBackwardMax(30),
    bFrameDelayRangeBackwardAvg(31),
    bFrameDelayRangeTwoWayBins(32),
    bFrameDelayRangeTwoWayMax(33),
    bFrameDelayRangeTwoWayAvg(34),
    bMeasuredStatsFrameDelayTwoWay(35),
    bMeasuredStatsFrameDelayForward(36),
    bMeasuredStatsFrameDelayBackward(37),
    bMeasuredStatsIfdvTwoWay(38),
    bMeasuredStatsIfdvForward(39),
    bMeasuredStatsIfdvBackward(40)
}
```

MAX-ACCESS read-create

STATUS current

DESCRIPTION

"A vector of bits that indicates the type of SOAM DM counters that are enabled.

A bit set to '1' enables the specific SOAM DM counter.

A bit set to '0' disables the SOAM DM counter.

If a particular SOAM DM counter is not supported the BIT value is set to '0'.

Not all SOAM DM counters are supported for all SOAM DM types.

This object can only be written at row creation time and cannot be modified once it has been created.

bSoamPdusSent(0)  
Enables/disables the mefSoamDmCurrentStatsXSoamPdusSent and mefSoamDmHistoryStatsXSoamPdusSent counters.

bSoamPdusReceived(1)  
Enables/disables the mefSoamDmCurrentStatsXSoamPdusReceived and mefSoamDmHistoryStatsXSoamPdusReceived counters.

bFrameDelayTwoWayBins(2)  
Enables/disables the mefSoamDmCurrentStatsBinsEntry counter and the mefSoamDmHistoryStatsBinsEntry counter when the mefSoamDmCfgMeasBinType is 'twoWayFrameDelay'.

bFrameDelayTwoWayMin(3)  
Enables/disables the mefSoamDmCurrentStatsXFrameDelayTwoWayMin and mefSoamDmHistoryStatsXFrameDelayTwoWayMin counters.

bFrameDelayTwoWayMax(4)  
Enables/disables the mefSoamDmCurrentStatsXFrameDelayTwoWayMax and mefSoamDmHistoryStatsXFrameDelayTwoWayMax counters.

bFrameDelayTwoWayAvg(5)  
Enables/disables the mefSoamDmCurrentStatsXFrameDelayTwoWayAvg and mefSoamDmHistoryStatsXFrameDelayTwoWayAvg counters.

bFrameDelayForwardBins(6)  
Enables/disables the mefSoamDmCurrentStatsBinsEntry counter and the mefSoamDmHistoryStatsBinsEntry counter when the mefSoamDmCfgMeasBinType is 'forwardFrameDelay'.

bFrameDelayForwardMin(7)  
Enables/disables the mefSoamDmCurrentStatsXFrameDelayForwardMin and mefSoamDmHistoryStatsXFrameDelayForwardMin counters.

bFrameDelayForwardMax(8)  
Enables/disables the mefSoamDmCurrentStatsXFrameDelayForwardMax and mefSoamDmHistoryStatsXFrameDelayForwardMax counters.

bFrameDelayForwardAvg(9)  
Enables/disables the mefSoamDmCurrentStatsXFrameDelayForwardAvg and mefSoamDmHistoryStatsXFrameDelayForwardAvg counters.

bFrameDelayBackwardBins(10)  
Enables/disables the mefSoamDmCurrentStatsBinsEntry counter and the mefSoamDmHistoryStatsBinsEntry counter when the mefSoamDmCfgMeasBinType is 'backwardFrameDelay'.

bFrameDelayBackwardMin(11)  
Enables/disables the mefSoamDmCurrentStatsXFrameDelayBackwardMin and mefSoamDmHistoryStatsXFrameDelayBackwardMin counters.

bFrameDelayBackwardMax(12)  
Enables/disables the mefSoamDmCurrentStatsXFrameDelayBackwardMax and mefSoamDmHistoryStatsXFrameDelayBackwardMax counters.

bFrameDelayBackwardAvg(13)  
Enables/disables the mefSoamDmCurrentStatsXFrameDelayBackwardAvg and mefSoamDmHistoryStatsXFrameDelayBackwardAvg counters.

bIfdvForwardBins(14)  
Enables/disables the mefSoamDmCurrentStatsBinsEntry counter and the mefSoamDmHistoryStatsBinsEntry counter when the mefSoamDmCfgMeasBinType is 'forwardIfdv'.

bIfdvForwardMax(16)  
Enables/disables the mefSoamDmCurrentStatsXIfdvForwardMax and mefSoamDmHistoryStatsXIfdvForwardMax counters.

bIfdvForwardAvg(17)  
Enables/disables the mefSoamDmCurrentStatsXIfdvForwardAvg and mefSoamDmHistoryStatsXIfdvForwardAvg counters.

bIfdvBackwardBins(18)

Enables/disables the mefSoamDmCurrentStatsBinsEntry counter and the mefSoamDmHistoryStatsBinsEntry counter when the mefSoamDmCfgMeasBinType is 'backwardIfdv'.

bIfdvBackwardMax (20)  
Enables/disables the mefSoamDmCurrentStatsXIfdvBackwardMax and mefSoamDmHistoryStatsXIfdvBackwardMax counters.

bIfdvBackwardAvg (21)  
Enables/disables the mefSoamDmCurrentStatsXIfdvBackwardAvg and mefSoamDmHistoryStatsXIfdvBackwardAvg counters.

bIfdvTwoWayBins (22)  
Enables/disables the mefSoamDmCurrentStatsBinsEntry counter and the mefSoamDmHistoryStatsBinsEntry counter when the mefSoamDmCfgMeasBinType is 'twoWayIfdv'.

bIfdvTwoWayMax (24)  
Enables/disables the mefSoamDmCurrentStatsXIfdvTwoWayMax and mefSoamDmHistoryStatsXIfdvTwoWayMax counters.

bIfdvTwoWayAvg (25)  
Enables/disables the mefSoamDmCurrentStatsXIfdvTwoWayAvg and mefSoamDmHistoryStatsXIfdvTwoWayAvg counters.

bFrameDelayRangeForwardBins (26)  
Enables/disables the mefSoamDmCurrentStatsBinsEntry counter and the mefSoamDmHistoryStatsBinsEntry counter when the mefSoamDmCfgMeasBinType is 'forwardFrameDelayRange'.

bFrameDelayRangeForwardMax (27)  
Enables/disables the mefSoamDmCurrentStatsXFrameDelayRangeForwardMax and mefSoamDmHistoryStatsXFrameDelayRangeForwardMax counters.

bFrameDelayRangeForwardAvg (28)  
Enables/disables the mefSoamDmCurrentStatsXFrameDelayRangeForwardAvg and mefSoamDmHistoryStatsXFrameDelayRangeForwardAvg counters.

bFrameDelayRangeBackwardBins (29)  
Enables/disables the mefSoamDmCurrentStatsBinsEntry counter and the mefSoamDmHistoryStatsBinsEntry counter when the mefSoamDmCfgMeasBinType is 'backwardFrameDelayRange'.

bFrameDelayRangeBackwardMax (30)  
Enables/disables the mefSoamDmCurrentStatsXFrameDelayRangeBackwardMax and mefSoamDmHistoryStatsXFrameDelayRangeBackwardMax counters.

bFrameDelayRangeBackwardAvg (31)  
Enables/disables the mefSoamDmCurrentStatsXFrameDelayRangeBackwardAvg and mefSoamDmHistoryStatsXFrameDelayRangeBackwardAvg counters.

bFrameDelayRangeTwoWayBins (32)  
Enables/disables the mefSoamDmCurrentStatsBinsEntry counter and the mefSoamDmHistoryStatsBinsEntry counter when the mefSoamDmCfgMeasBinType is 'twoWayFrameDelayRange'.

bFrameDelayRangeTwoWayMax (33)  
Enables/disables the mefSoamDmCurrentStatsXFrameDelayRangeTwoWayMax and mefSoamDmHistoryStatsXFrameDelayRangeTwoWayMax counters.

bFrameDelayRangeTwoWayAvg (34)  
Enables/disables the mefSoamDmCurrentStatsXFrameDelayRangeTwoWayAvg and mefSoamDmHistoryStatsXFrameDelayRangeTwoWayAvg counters.

bMeasuredStatsFrameDelayTwoWay (35)  
Enables/disables the mefSoamDmMeasuredStatsXFrameDelayTwoWay counter.

bMeasuredStatsFrameDelayForward (36)  
Enables/disables the mefSoamDmMeasuredStatsXFrameDelayForward counter.

bMeasuredStatsFrameDelayBackward (37)  
Enables/disables the mefSoamDmMeasuredStatsXFrameDelayBackward counter.

bMeasuredStatsIfdvTwoWay (38)  
Enables/disables the mefSoamDmMeasuredStatsXIfdvTwoWay counter.

bMeasuredStatsIfdvForward (39)  
Enables/disables the mefSoamDmMeasuredStatsXIfdvForward counter.



```

    bMeasuredStatsIfdvBackward(40)
        Enables/disables the mefSoamDmMeasuredStatsXIfdvBackward
        counter.
    "
REFERENCE
    "[MEF35.1]"
DEFVAL { { } }
 ::= { mefSoamDmCfgEntry 5 }

mefSoamDmCfgMessagePeriod OBJECT-TYPE
SYNTAX      MefSoamTcMeasurementPeriodType
UNITS       "ms"
MAX-ACCESS  read-create
STATUS      current
DESCRIPTION
    "This object specifies the interval between Delay Measurement
    OAM message transmission. For Delay Measurement monitoring
    applications, the default value is 1000 ms.

    This object can only be written at row creation time and cannot be
    modified once it has been created.
    "
REFERENCE
    "[MEF35.1] R61-R62, D21, CR30-CR31, CD5"
DEFVAL { 1000 }
 ::= { mefSoamDmCfgEntry 6 }

mefSoamDmCfgPriority OBJECT-TYPE
SYNTAX      IEEE8021PriorityValue
MAX-ACCESS  read-create
STATUS      current
DESCRIPTION
    "This object specifies the priority of frames with
    Delay Measurement OAM message information.

    The default value is to be the value which yields the lowest frame
    loss.

    This object can only be written at row creation time and cannot be
    modified once it has been created.
    "
REFERENCE
    "[MEF35.1] R57-R60, CR27-CR29"
 ::= { mefSoamDmCfgEntry 7 }

mefSoamDmCfgFrameSize OBJECT-TYPE
SYNTAX      Unsigned32
MAX-ACCESS  read-create
STATUS      current
DESCRIPTION
    "This object specifies the Delay Measurement frame size between
    64 bytes and the maximum transmission unit of the EVC.

    The range of frame sizes from 64 through 2000 octets need to be
    supported, and the range of frame sizes from 2001 through 9600 octets
    is suggested to be supported.

    The adjustment to the frame size of the standard frame size is
    accomplished by the addition of a Data or Test TLV. A Data or Test TLV
    is only added to the frame if the frame size is greater than 64 bytes.

    This object is only valid for the entity transmitting the Delay
    Measurement frames (dmDmm, dm1DmTx) and is ignored by the entity
    receiving frames.

```

In addition, this object is not valid when mefSoamDmCfgVersion is 0.

This object can only be written at row creation time and cannot be modified once it has been created.

"

REFERENCE

"[MEF35.1] R63-R64, D22-D23, CR32-CR33, CD6-CD7"

DEFVAL { 64 }

::= { mefSoamDmCfgEntry 8 }

mefSoamDmCfgDataPattern OBJECT-TYPE

SYNTAX MefSoamTcDataPatternType

MAX-ACCESS read-create

STATUS current

DESCRIPTION

"This object specifies the DM data pattern included in a Data TLV when the size of the DM frame is determined by the mefSoamDmFrameSize object and mefSoamDmTestTlvIncluded is 'false'. If the frame size object does not define the DM frame size or mefSoamDmTestTlvIncluded is 'true' the value of this object is ignored.

This object can only be written at row creation time and cannot be modified once it has been created.

"

DEFVAL { zeroPattern }

::= { mefSoamDmCfgEntry 9 }

mefSoamDmCfgTestTlvIncluded OBJECT-TYPE

SYNTAX TruthValue

MAX-ACCESS read-create

STATUS current

DESCRIPTION

"Indicates whether a Test TLV or Data TLV is included when the size of the DM frame is determined by the mefSoamDmFrameSize object. A value of 'true' indicates that the Test TLV is to be included. A value of 'false' indicates that the Data TLV is to be included.

If the frame size object does not define the DM frame size the value of this object is ignored.

This object can only be written at row creation time and cannot be modified once it has been created.

"

REFERENCE

"[Y.1731] 9.3"

DEFVAL { false }

::= { mefSoamDmCfgEntry 10 }

mefSoamDmCfgTestTlvPattern OBJECT-TYPE

SYNTAX MefSoamTcTestPatternType

MAX-ACCESS read-create

STATUS current

DESCRIPTION

"This object specifies the type of test pattern to be sent in the DM frame Test TLV when the size of DM PDU is determined by the mefSoamDmFrameSize object and mefSoamDmTestTlvIncluded is 'true'. If the frame size object does not define the DM frame size or mefSoamDmTestTlvIncluded is 'false' the value of this object is ignored.

This object can only be written at row creation time and cannot be modified once it has been created.

```

"
DEFVAL { null }
 ::= { mefSoamDmCfgEntry 11 }

mefSoamDmCfgMeasurementInterval OBJECT-TYPE
SYNTAX      Unsigned32 (1..1440)
UNITS       "minutes"
MAX-ACCESS  read-create
STATUS      current
DESCRIPTION
    "This object specifies a Measurement Interval in minutes.

    A Measurement Interval 15 minutes needs to be supported, other intervals
    may be supported.

    The default for Proactive PM Sessions is 15 minutes and for On-Demand PM
    Sessions is 5 minutes.

    This object can only be written at row creation time and cannot be
    modified once it has been created.
"
REFERENCE
    "[MEF35.1] R15-R17, D3"
DEFVAL { 15 }
 ::= { mefSoamDmCfgEntry 12 }

mefSoamDmCfgNumIntervalsStored OBJECT-TYPE
SYNTAX      Unsigned32 (2..1000)
MAX-ACCESS  read-create
STATUS      current
DESCRIPTION
    "This object specifies the number of completed Measurement Intervals
    to store in the history statistic table.

    At least 32 completed Measurement Intervals are to be stored. 96
    Measurement Intervals are recommended to be stored.

    This object can only be written at row creation time and cannot be
    modified once it has been created.
"
REFERENCE
    "[MEF35.1] R21, D9, D10"
DEFVAL { 32 }
 ::= { mefSoamDmCfgEntry 13 }

mefSoamDmCfgDestMacAddress OBJECT-TYPE
SYNTAX      MacAddress
MAX-ACCESS  read-create
STATUS      current
DESCRIPTION
    "The Target or Destination MAC Address Field to be transmitted.

    If mefSoamDmCfgType is 'dmDmm', the destination address is to be the
    unicast address of the destination MEP. An error is returned if this
    object is set to a multicast address.

    If mefSoamDmCfgType is 'dmlDmTx', the destination address is normally the
    unicast address of the destination MEP, but can be a multicast address
    indicating the level of the MEG: 01-80-c2-00-00-3y, where y is the
    level of the MEG. An error is returned if this object is set to any
    other multicast address.

    If mefSoamDmCfgType is 'dmlDmRx', this object is ignored.
"

```

This address will be used if the value of the object mefSoamDmDestIsMepId is 'false'.

This object is only valid for the entity transmitting the SOAM DM frames and is ignored by the entity receiving SOAM DM frames.

This object can only be written at row creation time and cannot be modified once it has been created.

"

REFERENCE

"[MEF35.1] R56, CR24, CR26"  
 ::= { mefSoamDmCfgEntry 14 }

mefSoamDmCfgDestMepId OBJECT-TYPE

SYNTAX DotlagCfmMepIdOrZero  
 MAX-ACCESS read-create  
 STATUS current  
 DESCRIPTION

"The Maintenance association End Point Identifier of another MEP in the same Maintenance Association to which the SOAM DM frame is to be sent.

This address will be used if the value of the column mefSoamDmDestIsMepId is 'true'. A value of zero means that the destination MEP ID has not been configured.

This object is only valid for the entity transmitting the Delay Measurement frames, types 'dmDmm' and 'dmlDmTx'. It is not applicable for the 'dmlDmRx' type.

This object can only be written at row creation time and cannot be modified once it has been created.

"

REFERENCE

"[MEF35.1] R56, CR24, CR26"  
 DEFVAL { 0 }  
 ::= { mefSoamDmCfgEntry 15 }

mefSoamDmCfgDestIsMepId OBJECT-TYPE

SYNTAX TruthValue  
 MAX-ACCESS read-create  
 STATUS current  
 DESCRIPTION

"A value of 'true' indicates that MEPID of the target MEP is used for SOAM DM frame transmission.

A value of 'false' indicates that the destination MAC address of the target MEP is used for SOAM DM frame transmission.

This object is only valid for the entity transmitting the Delay Measurement frames, types 'dmDmm' and 'dmlDmTx'. It is not applicable for the 'dmlDmRx' type.

This object can only be written at row creation time and cannot be modified once it has been created.

"

REFERENCE

"[MEF35.1] R56, CR24"  
 DEFVAL { true }  
 ::= { mefSoamDmCfgEntry 16 }

mefSoamDmCfgSourceMacAddress OBJECT-TYPE

SYNTAX MacAddress

```

MAX-ACCESS    read-create
STATUS        current
DESCRIPTION
  "The Source MAC Address Field of the received SOAM DM session PDUs.

  If mefSoamDmCfgType is dm1DmRx this object indicates the source
  address of the dm1DmTx DM session.

  This object is only valid for mefSoamDmCfgType set to dm1DmRx. It is
  ignored for mefSoamDmCfgType set to dmDmm or dm1DmTx.

  This object can only be written at row creation time and cannot be
  modified once it has been created.
  "
REFERENCE
  "[MEF35.1] CR25"
 ::= { mefSoamDmCfgEntry 17 }

```

```

mefSoamDmCfgStartTimeType OBJECT-TYPE
SYNTAX        MefSoamTcOperationTimeType
MAX-ACCESS    read-create
STATUS        current
DESCRIPTION
  "This object specifies the type of start time of the SOAM DM
  session. The start time can be disabled (none), immediate, relative,
  or fixed.

  The value of 'none' is illegal and a write error will be returned
  if this value is used.

  The value of 'immediate' starts the SOAM DM session when the
  mefSoamDmCfgEnabled is true.

  The value of 'fixed' starts the SOAM DM session when the
  mefSoamDmFixedStartDateAndTime is less than or equal to the current
  system date and time and mefSoamDmCfgEnabled is true. This value is used
  to implement an On-Demand fixed time PM session.

  The value of 'relative' starts the SOAM DM session when the current
  system date and time minus the mefSoamDmRelativeStartTime is greater than
  or equal to the system date and time when the mefSoamDmStartTimeType
  object was written and mefSoamDmCfgEnabled is true. This value is used
  to implement an On-Demand relative time PM session.

  This object can only be written at row creation time and cannot be
  modified once it has been created.
  "
REFERENCE
  "[MEF35.1] R7, D1"
DEFVAL { immediate }
 ::= { mefSoamDmCfgEntry 18 }

```

```

mefSoamDmCfgFixedStartDateAndTime OBJECT-TYPE
SYNTAX        DateAndTime
MAX-ACCESS    read-create
STATUS        current
DESCRIPTION
  "This object specifies the fixed UTC start date/time for the
  SOAM Delay Measurement session. This object is used only if
  mefSoamDmStartTimeType is 'fixed' and is ignored otherwise.

  The default value is year 0000, month 01, day 01, time 00:00:00.00.

  This object can only be written at row creation time and cannot be

```

```

        modified once it has been created.
    "
REFERENCE
    "[MEF35.1] R8"
DEFVAL { '0000010100000000'H }
::= { mefSoamDmCfgEntry 19 }

mefSoamDmCfgRelativeStartTime OBJECT-TYPE
SYNTAX      TimeInterval
MAX-ACCESS  read-create
STATUS      current
DESCRIPTION
    "This object specifies the relative start time, from
    the current system time, for the SOAM DM session. This
    object is used only if mefSoamDmStartTimeType is 'relative'
    and is ignored otherwise.

    This object can only be written at row creation time and cannot be
    modified once it has been created.
    "
REFERENCE
    "[MEF35.1] R8"
DEFVAL { 0 }
::= { mefSoamDmCfgEntry 20 }

mefSoamDmCfgStopTimeType OBJECT-TYPE
SYNTAX      MefSoamTcOperationTimeType
MAX-ACCESS  read-create
STATUS      current
DESCRIPTION
    "This object specifies the type of stop time to terminate the
    SOAM DM session. The stop time can be forever (none), relative, or
    fixed.

    The value of 'none' indicates that the SOAM DM session never ends once it
    has started unless the session is disabled.

    The value of 'immediate' is illegal and a write error will be returned
    if this value is used.

    The value of 'fixed' stops the SOAM DM session when the
    mefSoamDmFixedStopDateAndTime is less than or equal
    to the current system date. This
    value is used to implement an On-Demand fixed time PM session.

    The value of 'relative' stops the SOAM DM session when the time
    indicated by mefSoamDmRelativeStopTime has passed since the session
    start time as determined by the mefSoamDmCfgStartTimeType,
    mefSoamDmCfgFixedStartDateAndTime and mefSoamDmCfgRelativeStartTime
    objects.
    This value is used to implement an On-Demand relative time PM session.

    This object can only be written at row creation time and cannot be
    modified once it has been created.
    "
REFERENCE
    "[MEF35.1] R9, R10, D2"
DEFVAL { none }
::= { mefSoamDmCfgEntry 21 }

mefSoamDmCfgFixedStopDateAndTime OBJECT-TYPE
SYNTAX      DateAndTime
MAX-ACCESS  read-create
STATUS      current

```

## DESCRIPTION

"This object specifies the fixed UTC stop date/time for the SOAM Delay Measurement session. This object is used only used if mefSoamDmStopTimeType is 'fixed' and is ignored otherwise.

The default value is year 0000, month 01, day 01, time 00:00:00.00.

This object can only be written at row creation time and cannot be modified once it has been created.

"

## REFERENCE

"[MEF35.1] R10, R11"

DEFVAL { '0000010100000000'H }  
 ::= { mefSoamDmCfgEntry 22 }

## mefSoamDmCfgRelativeStopTime OBJECT-TYPE

SYNTAX TimeInterval

MAX-ACCESS read-create

STATUS current

## DESCRIPTION

"This object specifies the relative stop time, from the session start time, to stop the SOAM DM session. This object is used only if mefSoamDmStopTimeType is 'relative' and is ignored otherwise.

This object can only be written at row creation time and cannot be modified once it has been created.

"

## REFERENCE

"[MEF35.1] R10, R11"

DEFVAL { 0 }  
 ::= { mefSoamDmCfgEntry 23 }

## mefSoamDmCfgRepetitionTime OBJECT-TYPE

SYNTAX Unsigned32 (0..31536000)

UNITS "seconds"

MAX-ACCESS read-create

STATUS current

## DESCRIPTION

"This object specifies a configurable repetition time between Measurement Intervals in a Delay Measurement session in seconds.

If the value is 0 (none), there is no time gap between the end of one Measurement Interval and the start of a new Measurement Interval. This is the normal usage case.

If the value is greater than one Measurement Interval there is time gap between the end of one Measurement Interval and the start of the next Measurement Interval. The repetition time specifies the time between the start of consecutive Measurement Intervals; hence the gap between the end of one Measurement Interval and the start of the next is equal to the difference between the repetition time and the measurement interval. During this gap, no SOAM PDUs are sent for this session and no measurements are made.

If the value is greater 0 but less than or equal to the measurement interval, an error is returned.

This object can only be written at row creation time and cannot be modified once it has been created.

"

## REFERENCE

"[MEF35.1] R18, D4, R19-R20"

DEFVAL { 0 }

```

 ::= { mefSoamDmCfgEntry 24 }

mefSoamDmCfgAlignMeasurementIntervals OBJECT-TYPE
    SYNTAX      TruthValue
    MAX-ACCESS  read-create
    STATUS      current
    DESCRIPTION
        "This object specifies whether the Measurement Intervals for
        the Delay Measurement session are aligned with a zero offset to
        real time.

        The value 'true' indicates that each Measurement Interval starts
        at a time which is aligned to NE time source hour, if the repetition
        time (or the Measurement Interval, if the repetition time is 0) is
        a factor of an hour, i.e. 60min/15min = 4. For instance, a
        Measurement Interval/Repetition Time of 15 minutes would stop/start
        the Measurement Interval at 0, 15, 30, and 45 minutes of an hour. A
        Measurement Interval/Repetition Time of 7 minutes would not align
        to the hour since 7 minutes is NOT a factor of an hour, i.e.
        60min/7min = 8.6. In this case the behavior is the same as if the
        object is set to 'false'.

        The value 'false' indicates that the first Measurement Interval starts
        at an arbitrary time and each subsequent Measurement Interval starts
        at a time which is determined by mefSoamLmCfgRepetitionTime.

        This object can only be written at row creation time and cannot be
        modified once it has been created.
        "
    REFERENCE
        "[MEF35.1] D5-D7"
    DEFVAL { true }
 ::= { mefSoamDmCfgEntry 25 }

mefSoamDmCfgAlignMeasurementOffset OBJECT-TYPE
    SYNTAX      Unsigned32 (0..525600)
    UNITS       "minutes"
    MAX-ACCESS  read-create
    STATUS      current
    DESCRIPTION
        "This object specifies the offset in minutes from the time of day value
        if mefSoamDmCfgAlignMeasurementIntervals is 'true' and the repetition
        time is a factor of 60 minutes. If not, the value of this object
        is ignored.

        If the Measurement Interval is 15 minutes and
        mefSoamDmCfgAlignMeasurementIntervals is true and if this object was
        set to 5 minutes, the Measurement Intervals would start at 5, 20, 35, 50
        minutes past each hour.

        This object can only be written at row creation time and cannot be
        modified once it has been created.
        "
    REFERENCE
        "[MEF35.1] D8"
    DEFVAL { 0 }
 ::= { mefSoamDmCfgEntry 26 }

mefSoamDmCfgNumMeasBinsPerFrameDelayInterval OBJECT-TYPE
    SYNTAX      Unsigned32 (2..100)
    MAX-ACCESS  read-create
    STATUS      current
    DESCRIPTION
        "This object specifies the number of measurement bins

```



per Measurement Interval for Frame Delay measurements.

At least 2 bins are to be supported; at least 10 bins are recommended to be supported.

This object can only be written at row creation time and cannot be modified once it has been created.

"

REFERENCE

"[MEF35.1] R27, D12, R28, D13"

DEFVAL { 2 }

::= { mefSoamDmCfgEntry 27 }

mefSoamDmCfgNumMeasBinsPerInterFrameDelayVariationInterval OBJECT-TYPE

SYNTAX Unsigned32 (2..100)

MAX-ACCESS read-create

STATUS current

DESCRIPTION

"This object specifies the number of measurement bins per Measurement Interval for Inter-Frame Delay Variation measurements.

The minimum number of measurement bins to be supported is 2. The desired number of measurements bins to be supported is 10.

This object can only be written at row creation time and cannot be modified once it has been created.

"

REFERENCE

"[MEF35.1] R29, D14, R30, D15"

DEFVAL { 2 }

::= { mefSoamDmCfgEntry 28 }

mefSoamDmCfgInterFrameDelayVariationSelectionOffset OBJECT-TYPE

SYNTAX Unsigned32 (1..100)

MAX-ACCESS read-create

STATUS current

DESCRIPTION

"This object specifies the selection offset for Inter-Frame Delay Variation measurements. If this value is set to n, then the IFDV is calculated by taking the difference in frame delay between frame F and frame (F+n).

This object can only be written at row creation time and cannot be modified once it has been created.

"

REFERENCE

"[MEF35.1] O5, D24, CO3, CD8"

DEFVAL { 1 }

::= { mefSoamDmCfgEntry 29 }

mefSoamDmCfgNumMeasBinsPerFrameDelayRangeInterval OBJECT-TYPE

SYNTAX Unsigned32 (2..100)

MAX-ACCESS read-create

STATUS current

DESCRIPTION

"This object specifies the number of measurement bins per Measurement Interval for Frame Delay Range measurements.

At least 2 bins are to be supported; at least 10 bins are recommended to be supported.

This object can only be written at row creation time and cannot be modified once it has been created.

```

"
REFERENCE
    "[MEF35.1] R31, D16, R32, D17"
DEFVAL { 2 }
 ::= { mefSoamDmCfgEntry 30 }

mefSoamDmCfgSessionType OBJECT-TYPE
SYNTAX      MefSoamTcSessionType
MAX-ACCESS  read-create
STATUS      current
DESCRIPTION
    "This object indicates whether the current session is defined to
    be 'Proactive' or 'On-Demand'. A value of 'proactive'
    indicates the current session is 'Proactive'. A value of 'onDemand'
    indicates the current session is 'On-Demand'.

    This object can only be written at row creation time and cannot be
    modified once it has been created.
"
REFERENCE
    "[MEF35.1] R2"
DEFVAL { proactive }
 ::= { mefSoamDmCfgEntry 31 }

mefSoamDmCfgSessionStatus OBJECT-TYPE
SYNTAX      MefSoamTcStatusType
MAX-ACCESS  read-only
STATUS      current
DESCRIPTION
    "This object indicates the current status of the DM session. A value
    of 'active' indicates the current DM session is active, i.e. the current
    time lies between the start time and the stop time, and
    mefSoamDmCfgEnabled is true. A value of 'notActive' indicates the
    current DM session is not active, i.e. it has not started yet, has
    stopped upon reaching the stop time, or is disabled.
"
 ::= { mefSoamDmCfgEntry 32 }

mefSoamDmCfgHistoryClear OBJECT-TYPE
SYNTAX      TruthValue
MAX-ACCESS  read-create
STATUS      current
DESCRIPTION
    "This object when written clears the Delay Measurement history
    tables (mefSoamDmHistoryStatsXTable and mefSoamDmHistoryStatsBinsTable)
    - all rows are deleted. When read the value always returns 'false'.

    Writing this value does not change the current stat table,
    nor any of the items in the configuration table.

    Writing this object at row creation has no effect.
"
DEFVAL { false }
 ::= { mefSoamDmCfgEntry 33 }

mefSoamDmCfgRowStatus OBJECT-TYPE
SYNTAX      RowStatus
MAX-ACCESS  read-create
STATUS      current
DESCRIPTION
    "The status of the row.

    The writable columns in a row cannot be changed if the row
    is active, except for mefSoamDmCfgEnabled and mefSoamDmCfgHistoryClear

```

```

        objects. All columns are to have a valid value before a row
        can be activated.
    "
 ::= { mefSoamDmCfgEntry 34 }

mefSoamDmCfgCosType OBJECT-TYPE
    SYNTAX      INTEGER {
        vlan    (1),
        pcp     (2),
        dei     (3)
    }
    MAX-ACCESS  read-create
    STATUS      current
    DESCRIPTION
        "This object selects the DM measurement CoS association

        vlan(1) SOAM PM session is based upon VLAN ID only
        pcp(2)  SOAM PM session is based upon a combination VLAN ID and
                priority (PCP)
        dei(3)  SOAM PM session is based upon a combination VLAN ID and
                priority and DEI

        This object can only be written at row creation time and cannot be
        modified once it has been created.
    "
    REFERENCE
        "[MEF35.1] R60"
 ::= { mefSoamDmCfgEntry 35 }

mefSoamDmCfgTcaNextIndex OBJECT-TYPE
    SYNTAX      Unsigned32
    MAX-ACCESS  read-only
    STATUS      current
    DESCRIPTION
        "This object contains an unused value for a TCA on the specific LM PM
        Session or a zero to indicate that none exist. This value needs to
        be read in order to find an available index for row-creation of a
        TCA and then is used when a row is created. This value is
        automatically updated by the SNMP Agent after the row is created.

        Referential integrity is necessary, i.e., the index needs to be
        persistent upon a reboot or restart of a device. The index
        is never to be reused for other PM sessions on the same MEP while this
        session is active, or until it wraps to zero. The index value keeps
        increasing up to that time. This is to facilitate access control based
        on a fixed index for an EMS, since the index is not reused.
    "
    REFERENCE
        "[MEF35.1] O4, CR21, CO2"
 ::= { mefSoamDmCfgEntry 36 }

mefSoamDmCfgDei OBJECT-TYPE
    SYNTAX      INTEGER {
        noDei   (0),
        setDei  (1)
    }
    MAX-ACCESS  read-create
    STATUS      current
    DESCRIPTION
        "This object specifies the setting of the DEI when mefSoamDmCfgCosType
        is configured to 'dei'. The value of this object is ignored if
        mefSoamDmCfgCosType is set to 'vlan' or 'pcp'

        noDei(0)      DEI is set to 0
    "

```

```

setDei(1)          DEI is set to 1

This object can only be written at row creation time and cannot be
modified once it has been created.
"
REFERENCE
  "[Y.1731] [MEF35.1] R60, R71, R73, CR29"
DEFVAL { noDei }
 ::= { mefSoamDmCfgEntry 37 }

-- *****
-- Ethernet Delay Measurement Bin Configuration Table
-- *****

mefSoamDmCfgMeasBinTable OBJECT-TYPE
    SYNTAX          SEQUENCE OF MefSoamDmCfgMeasBinEntry
    MAX-ACCESS      not-accessible
    STATUS          current
    DESCRIPTION
        "This table includes configuration objects for the Delay Measurement
        bins to collect stats.

        Each row in the table is automatically created when the Delay
        Measurement session is defined for the selected MEP. The number of rows
        created is based upon three items: the DM type, the number of bins
        defined for each type, and whether bins are enabled for each type.

        The first four indices are the same as used to create the DM session:
        Maintenance Domain, Maintenance Association, MEP identification, and
        mefSoamDmCfgIndex. The fifth index is the type of bin, and the sixth
        index is the bin number.

        For a dmDmm session all nine types of bins can be created. For a dm1DmmTx
        session no bins are created. For a dm1DmmRx session only types
        forwardFrameDelay, forwardIfdv, and forwardFrameDelayRange can be created.

        The number of bins created for a bin type is based upon: the
        mefSoamDmCfgNumMeasBinsPerFrameDelayInterval object, the
        mefSoamDmCfgNumMeasBinsPerInterFrameDelayVariationInterval object, the
        mefSoamDmCfgNumMeasBinsPerFrameDelayRangeInterval object, and
        the mefSoamDmCfgMeasurementEnable object.

        For instance, if a dmDmm session with Bins per Frame Delay Interval
        set to 5, Bins per Frame Delay Variation Interval set to 3, and Frame
        Delay Range set to 2 (default), all of the appropriate bits set in
        mefSoamDmMeasurementCfgEnable, the following number of rows would be
        created:

        For bin types TwoWayFrameDelay(1), forwardFrameDelay(2), and
        backwardFrameDelay(3) = 5 bins * 3 types = 15 rows

        For bin types TwoWayIfdv(4), forwardIfdv(5), backwardIfdv(6) =
        3 bins * 3 types = 9 rows.

        For bins types twoWayFrameDelayRange(7), forwardFrameDelayRange(8),
        backwardFrameDelayRange(9) =
        2 bins * 3 types = 6 rows.

        This gives a total of 30 rows created for the DMM session example.

        Each value in the bin defaults to 5000us greater than the previous bin,
        with the first bin default value set to 0."

```

For the delay example above (5 bins), the following default values would be written to the bins:

```
bin 1: 0 (range is 0us <= measurement < 5,000us)
bin 2: 5000 (range is 5,000us <= measurement < 10,000us)
bin 3: 10000 (range is 10,000us <= measurement < 15,000us)
bin 4: 15000 (range is 15,000us <= measurement < 20,000us)
bin 5: 20000 (range is 20,000us <= measurement < infinity)
```

For the delay variation example above (3 bins), the following default values would be written to the bins:

```
bin 1: 0 (range is 0us <= measurement < 5,000us)
bin 2: 5000 (range is 5,000us <= measurement < 10,000us)
bin 3: 10000 (range is 10,000us <= measurement < infinity)
```

For the frame delay range example above (2 bins), the following default values would be written to the bins:

```
bin 1: 0 (range is 0us <= measurement < 5,000us)
bin 2: 5000 (range is 5,000us <= measurement < infinity)
```

The writable objects in this table need to be persistent upon reboot or restart of a device.

Rows are only created if the corresponding measurement type has been enabled via the mefSoamDmCfgMeasurementEnable object.

"

#### REFERENCE

```
"[MEF35.1] R33-R37, D18, R38"
::= { mefSoamPmDmObjects 2 }
```

#### mefSoamDmCfgMeasBinEntry OBJECT-TYPE

```
SYNTAX MefSoamDmCfgMeasBinEntry
MAX-ACCESS not-accessible
STATUS current
DESCRIPTION
    "The conceptual row of mefSoamDmCfgMeasBinTable."
INDEX {
    dotlagCfmMdIndex,
    dotlagCfmMaIndex,
    dotlagCfmMepIdentifier,
    mefSoamDmCfgIndex,
    mefSoamDmCfgMeasBinType,
    mefSoamDmCfgMeasBinNumber
}
::= { mefSoamDmCfgMeasBinTable 1 }
```

```
MefSoamDmCfgMeasBinEntry ::= SEQUENCE {
    mefSoamDmCfgMeasBinType MefSoamTcDelayMeasurementBinType,
    mefSoamDmCfgMeasBinNumber Unsigned32,
    mefSoamDmCfgMeasBinLowerBound Unsigned32
}
```

#### mefSoamDmCfgMeasBinType OBJECT-TYPE

```
SYNTAX MefSoamTcDelayMeasurementBinType
MAX-ACCESS not-accessible
STATUS current
DESCRIPTION
    "This object specifies whether the bin number is for
    Frame Delay, Inter-Frame Delay Variation, or Frame Delay Range."
"
```

#### REFERENCE

```
"[MEF35.1] R33-R37, D18, R38"
::= { mefSoamDmCfgMeasBinEntry 1 }
```

#### mefSoamDmCfgMeasBinNumber OBJECT-TYPE

```

SYNTAX      Unsigned32
MAX-ACCESS  not-accessible
STATUS      current
DESCRIPTION
    "This object specifies the bin number for the
    configured boundary.  The first bin has bin number 1.
    "
REFERENCE
    "[MEF35.1] R33-R37, D18, R38"
 ::= { mefSoamDmCfgMeasBinEntry 2 }

mefSoamDmCfgMeasBinLowerBound OBJECT-TYPE
SYNTAX      Unsigned32
UNITS       "microseconds (us)"
MAX-ACCESS  read-write
STATUS      current
DESCRIPTION
    "This object specifies the lower boundary for a
    measurement bin. The upper boundary is defined by the next bin
    value or infinite for the last bin defined.
    The measurement boundary for each measurement bin is to
    be larger than the measurement boundary of the preceding
    measurement bin. By default, the next bin is set to 5000us larger
    than the lower bin boundary.

    The values in a bin boundary object represents the time range
    used to segregate delay data into the appropriate statistical
    data bin. For five bins with default values, each bin has the
    following time range:

    bin 1 = 0, range is 0us <= measurement < 5,000us
    bin 2 = 5000, range is 5,000us <= measurement < 10,000us
    bin 3 = 10000, range is 10,000us <= measurement < 15,000us
    bin 4 = 15000, range is 15,000us <= measurement < 20,000us
    bin 5 = 20000, range is 20,000us <= measurement < infinity

    The first bin boundary (mefSoamDmCfgBinNumber set to 1) always contains
    the value of 0. Attempting to write a non-zero value to this bin will
    result in an error.
    "
REFERENCE
    "[MEF35.1] R33-R37, D18, R38"
 ::= { mefSoamDmCfgMeasBinEntry 3 }

-- *****
-- Ethernet Delay Measurement Measured Statistic Table
-- *****

mefSoamDmMeasuredStatsXTable OBJECT-TYPE
SYNTAX      SEQUENCE OF MefSoamDmMeasuredStatsXEntry
MAX-ACCESS  not-accessible
STATUS      current
DESCRIPTION
    "This object contains the last measured results for a SOAM Delay
    Measurement session.

    Each row in the table represents a Delay Measurement session for
    the defined MEP. This table uses four indices. The first three indices
    are the indices of the Maintenance Domain, Maintenance Association,
    and MEP tables. The fourth index is the specific DM session on the
    selected MEP.

    Instances of this managed object are created automatically

```

by the SNMP Agent when the Delay Measurement session is running.

Each object in this table applies only if the corresponding bit is set in mefSoamDmCfgMeasurementEnable.

The objects in this table do not need to be persistent upon reboot or restart of a device.

"

REFERENCE

"[MEF35.1] R6, R14, D10, D19"

::= { mefSoamPmDmObjects 10 }

mefSoamDmMeasuredStatsXEntry OBJECT-TYPE

SYNTAX MefSoamDmMeasuredStatsXEntry

MAX-ACCESS not-accessible

STATUS current

DESCRIPTION

"The conceptual row of mefSoamDmMeasuredStatsXTable"

INDEX {  
dotlagCfmMdIndex,  
dotlagCfmMaIndex,  
dotlagCfmMepIdentifier,  
mefSoamDmCfgIndex  
}

::= { mefSoamDmMeasuredStatsXTable 1 }

MefSoamDmMeasuredStatsXEntry ::= SEQUENCE {

mefSoamDmMeasuredStatsXFrameDelayTwoWay Integer32,

mefSoamDmMeasuredStatsXFrameDelayForward Integer32,

mefSoamDmMeasuredStatsXFrameDelayBackward Integer32,

mefSoamDmMeasuredStatsXIfdvTwoWay Integer32,

mefSoamDmMeasuredStatsXIfdvForward Integer32,

mefSoamDmMeasuredStatsXIfdvBackward Integer32

}

mefSoamDmMeasuredStatsXFrameDelayTwoWay OBJECT-TYPE

SYNTAX Integer32

UNITS "microseconds"

MAX-ACCESS read-only

STATUS current

DESCRIPTION

"This object contains the two-way frame delay calculated by this MEP from the last received SOAM PDU.

The value of this object is undefined if mefSoamDmCfgType is 'dmlDmTx' or 'dmlDmRx'.

"

REFERENCE

"[MEF35.1] R66"

::= { mefSoamDmMeasuredStatsXEntry 1 }

mefSoamDmMeasuredStatsXFrameDelayForward OBJECT-TYPE

SYNTAX Integer32

UNITS "microseconds"

MAX-ACCESS read-only

STATUS current

DESCRIPTION

"This object contains the frame delay in the forward direction calculated by this MEP from the last received SOAM PDU. The value of this object may not be accurate in the absence of sufficiently precise clock synchronization.

The value of this object is undefined if mefSoamDmCfgType is 'dmlDmTx'.

"

```

REFERENCE
    "[MEF35.1] R67"
 ::= { mefSoamDmMeasuredStatsXEntry 2 }

mefSoamDmMeasuredStatsXFrameDelayBackward OBJECT-TYPE
    SYNTAX      Integer32
    UNITS       "microseconds"
    MAX-ACCESS  read-only
    STATUS      current
    DESCRIPTION
        "This object contains the frame delay in the backward direction
        calculated by this MEP from the last received SOAM PDU. The value of this
        object may not be accurate in the absence of sufficiently precise clock
        synchronization.

        The value of this object is undefined if mefSoamDmCfgType is 'dmlDmTx'."
    REFERENCE
        "[MEF35.1] R67"
 ::= { mefSoamDmMeasuredStatsXEntry 3 }

mefSoamDmMeasuredStatsXIfdvTwoWay OBJECT-TYPE
    SYNTAX      Integer32
    UNITS       "microseconds"
    MAX-ACCESS  read-only
    STATUS      current
    DESCRIPTION
        "This object contains the last two-way inter-frame delay
        interval calculated by this MEP.

        The value of this object is undefined if mefSoamDmCfgType is 'dmlDmTx'
        or 'dmlDmRx'."
 ::= { mefSoamDmMeasuredStatsXEntry 4 }

mefSoamDmMeasuredStatsXIfdvForward OBJECT-TYPE
    SYNTAX      Integer32
    UNITS       "microseconds"
    MAX-ACCESS  read-only
    STATUS      current
    DESCRIPTION
        "This object contains the last one-way inter-frame delay
        interval in the forward direction calculated by this MEP.

        The value of this object is undefined if mefSoamDmCfgType is 'dmlDmTx'."
    REFERENCE
        "[MEF35.1] R66"
 ::= { mefSoamDmMeasuredStatsXEntry 5 }

mefSoamDmMeasuredStatsXIfdvBackward OBJECT-TYPE
    SYNTAX      Integer32
    UNITS       "microseconds"
    MAX-ACCESS  read-only
    STATUS      current
    DESCRIPTION
        "This object contains the last one-way inter-frame delay
        interval in the backward direction calculated by this MEP.

        The value of this object is undefined if mefSoamDmCfgType is 'dmlDmTx'
        or 'dmlDmRx'."
    REFERENCE
        "[MEF35.1] R66"

```



```

 ::= { mefSoamDmMeasuredStatsXEntry 6 }

-- *****
-- Ethernet Delay Measurement Current Statistic Table
-- *****

mefSoamDmCurrentStatsXTable OBJECT-TYPE
    SYNTAX      SEQUENCE OF MefSoamDmCurrentStatsXEntry
    MAX-ACCESS  not-accessible
    STATUS      current
    DESCRIPTION
        "This table contains the results for the current Measurement
        Interval in a SOAM Delay Measurement session gathered during the interval
        indicated by mefSoamLmCfgMeasurementInterval.

        A row in this table is created automatically
        by the SNMP Agent when the Delay Measurement session is configured.

        Each row in the table represents the current statistics for a Delay
        Measurement session for the defined MEP. This table uses four indices.
        The first three indices are the indices of the Maintenance Domain,
        Maintenance Association, and MEP tables. The fourth index is the
        specific DM session on the selected MEP. There can be more than one
        DM session per MEP.

        The objects in this table apply regardless of the value of
        mefSoamDmCfgType unless otherwise specified in the object description.
        Backward and two-way statistic objects are undefined if mefSoamDmCfgType
        is dmlDmRx.

        Except for mefSoamDmCurrentStatsXIndex, mefSoamDmCurrentStatsXStartTime
        mefSoamDmCurrentStatsXElapsedTime and mefSoamDmCurrentStatsXSuspect,
        each object in this table applies only if the corresponding bit is set in
        mefSoamDmCfgMeasurementEnable.

        The objects in this table do not need to be persistent upon reboot or
        restart of a device.
        "
    REFERENCE
        "[MEF35.1] R6, R14, D10, D19"
 ::= { mefSoamPmDmObjects 11 }

mefSoamDmCurrentStatsXEntry OBJECT-TYPE
    SYNTAX      MefSoamDmCurrentStatsXEntry
    MAX-ACCESS  not-accessible
    STATUS      current
    DESCRIPTION
        "The conceptual row of mefSoamDmCurrentStatsXTable"
    INDEX      {
                dotlagCfmMdIndex,
                dotlagCfmMaIndex,
                dotlagCfmMepIdentifier,
                mefSoamDmCfgIndex
            }
 ::= { mefSoamDmCurrentStatsXTable 1 }

MefSoamDmCurrentStatsXEntry ::= SEQUENCE {
    mefSoamDmCurrentStatsXIndex      Unsigned32,
    mefSoamDmCurrentStatsXStartTime  DateAndTime,
    mefSoamDmCurrentStatsXElapsedTime TimeInterval,
    mefSoamDmCurrentStatsXSuspect    TruthValue,
    mefSoamDmCurrentStatsXFrameDelayTwoWayMin Integer32,
    mefSoamDmCurrentStatsXFrameDelayTwoWayMax Integer32,

```

```

mefSoamDmCurrentStatsXFrameDelayTwoWayAvg      Integer32,
mefSoamDmCurrentStatsXFrameDelayForwardMin     Integer32,
mefSoamDmCurrentStatsXFrameDelayForwardMax     Integer32,
mefSoamDmCurrentStatsXFrameDelayForwardAvg     Integer32,
mefSoamDmCurrentStatsXFrameDelayBackwardMin    Integer32,
mefSoamDmCurrentStatsXFrameDelayBackwardMax    Integer32,
mefSoamDmCurrentStatsXFrameDelayBackwardAvg    Integer32,
mefSoamDmCurrentStatsXIfdvForwardMax          Integer32,
mefSoamDmCurrentStatsXIfdvForwardAvg          Integer32,
mefSoamDmCurrentStatsXIfdvBackwardMax         Integer32,
mefSoamDmCurrentStatsXIfdvBackwardAvg         Integer32,
mefSoamDmCurrentStatsXIfdvTwoWayMax           Integer32,
mefSoamDmCurrentStatsXIfdvTwoWayAvg           Integer32,
mefSoamDmCurrentStatsXFrameDelayRangeForwardMax Integer32,
mefSoamDmCurrentStatsXFrameDelayRangeForwardAvg Integer32,
mefSoamDmCurrentStatsXFrameDelayRangeBackwardMax Integer32,
mefSoamDmCurrentStatsXFrameDelayRangeBackwardAvg Integer32,
mefSoamDmCurrentStatsXFrameDelayRangeTwoWayMax Integer32,
mefSoamDmCurrentStatsXFrameDelayRangeTwoWayAvg Integer32,
mefSoamDmCurrentStatsXSoamPdusSent            Gauge32,
mefSoamDmCurrentStatsXSoamPdusReceived        Gauge32
}

mefSoamDmCurrentStatsXIndex OBJECT-TYPE
    SYNTAX      Unsigned32
    MAX-ACCESS  read-only
    STATUS      current
    DESCRIPTION
        "The index for the current Measurement Interval for this
        PM session.  This value will become the value for
        mefSoamDmHistoryStatsXIndex once the Measurement Interval
        is completed.

        Measurement Interval indices are assigned sequentially by
        the SNMP Agent.  The first Measurement Interval that occurs after
        the session is started is assigned index 1.
        "
    REFERENCE
        "[MEF35.1] R21, D9-D10"
    ::= { mefSoamDmCurrentStatsXEntry 1 }

mefSoamDmCurrentStatsXStartTime OBJECT-TYPE
    SYNTAX      DateAndTime
    MAX-ACCESS  read-only
    STATUS      current
    DESCRIPTION
        "The UTC time that the current Measurement Interval started.
        "
    REFERENCE
        "[MEF35.1] R22, R66, CR35"
    ::= { mefSoamDmCurrentStatsXEntry 2 }

mefSoamDmCurrentStatsXElapsedTime OBJECT-TYPE
    SYNTAX      TimeInterval
    MAX-ACCESS  read-only
    STATUS      current
    DESCRIPTION
        "The time that the current Measurement Interval has been running, in 0.01
        seconds.
        "
    REFERENCE
        "[MEF35.1] R24, R66, CR35"
    ::= { mefSoamDmCurrentStatsXEntry 3 }

```

```

mefSoamDmCurrentStatsXSuspect OBJECT-TYPE
    SYNTAX      TruthValue
    MAX-ACCESS  read-only
    STATUS      current
    DESCRIPTION
        "Whether the Measurement Interval has been marked as suspect.

        The object is to be set to false at the start of a measurement
        interval. It is set to true when there is a discontinuity in the
        performance measurements during the Measurement Interval. Conditions
        for a discontinuity include, but are not limited to the following:

        1 - Loss of connectivity between the Controller MEP and the
            Responder MEP
        2 - The local time-of-day clock is adjusted by at least 10 seconds
        3 - The conducting of performance measurements is started part
            way through a Measurement Interval (in the case that the
            Measurement Intervals are not aligned with the start time
            Of the PM Session).
        4 - The conducting of a performance measurement is halted before the
            current Measurement Interval is completed
        5 - A local test, failure, or reconfiguration that disrupts service
        6 - A Measurement Interval that coincides with a Maintenance Interval
        "
    REFERENCE
        "[MEF35.1] R39-R42"
    ::= { mefSoamDmCurrentStatsXEntry 4 }

mefSoamDmCurrentStatsXFrameDelayTwoWayMin OBJECT-TYPE
    SYNTAX      Integer32
    UNITS       "microseconds"
    MAX-ACCESS  read-only
    STATUS      current
    DESCRIPTION
        "This object contains the minimum two-way frame delay
        calculated by this MEP for this Measurement Interval.

        The value of this object is undefined if mefSoamDmCfgType is 'dm1DmTx'
        or 'dm1DmRx'."
    ::= { mefSoamDmCurrentStatsXEntry 5 }

mefSoamDmCurrentStatsXFrameDelayTwoWayMax OBJECT-TYPE
    SYNTAX      Integer32
    UNITS       "microseconds"
    MAX-ACCESS  read-only
    STATUS      current
    DESCRIPTION
        "This object contains the maximum two-way frame delay
        calculated by this MEP for this Measurement Interval.

        The value of this object is undefined if mefSoamDmCfgType is 'dm1DmTx'
        or 'dm1DmRx'."
    REFERENCE
        "[MEF35.1] R67"
    ::= { mefSoamDmCurrentStatsXEntry 6 }

mefSoamDmCurrentStatsXFrameDelayTwoWayAvg OBJECT-TYPE
    SYNTAX      Integer32
    UNITS       "microseconds"
    MAX-ACCESS  read-only
    STATUS      current
    DESCRIPTION

```

```

    "This object contains the average two-way frame delay
    calculated by this MEP for this Measurement Interval.

    The value of this object is undefined if mefSoamDmCfgType is 'dmlDmTx'
    or 'dmlDmRx'.
    "
REFERENCE
    "[MEF35.1] R67"
 ::= { mefSoamDmCurrentStatsXEntry 7 }

mefSoamDmCurrentStatsXFrameDelayForwardMin OBJECT-TYPE
SYNTAX      Integer32
UNITS       "microseconds"
MAX-ACCESS  read-only
STATUS      current
DESCRIPTION
    "This object contains the minimum one-way frame delay
    in the forward direction calculated by this MEP for this
    Measurement Interval. The value of this object may not be accurate
    in the absence of sufficiently precise clock synchronization.

    The value of this object is undefined if mefSoamDmCfgType is 'dmlDmTx'.
    "
REFERENCE
    "[MEF35.1] R67, CR35"
 ::= { mefSoamDmCurrentStatsXEntry 8 }

mefSoamDmCurrentStatsXFrameDelayForwardMax OBJECT-TYPE
SYNTAX      Integer32
UNITS       "microseconds"
MAX-ACCESS  read-only
STATUS      current
DESCRIPTION
    "This object contains the maximum one-way frame delay
    in the forward direction calculated by this MEP for this
    Measurement Interval. The value of this object may not be accurate
    in the absence of sufficiently precise clock synchronization.

    The value of this object is undefined if mefSoamDmCfgType is 'dmlDmTx'.
    "
REFERENCE
    "[MEF35.1] R67, CR36"
 ::= { mefSoamDmCurrentStatsXEntry 9 }

mefSoamDmCurrentStatsXFrameDelayForwardAvg OBJECT-TYPE
SYNTAX      Integer32
UNITS       "microseconds"
MAX-ACCESS  read-only
STATUS      current
DESCRIPTION
    "This object contains the average one-way frame delay
    in the forward direction calculated by this MEP for this
    Measurement Interval. The value of this object may not be accurate
    in the absence of sufficiently precise clock synchronization.

    The value of this object is undefined if mefSoamDmCfgType is 'dmlDmTx'.
    "
REFERENCE
    "[MEF35.1] R67, CR36"
 ::= { mefSoamDmCurrentStatsXEntry 10 }

mefSoamDmCurrentStatsXFrameDelayBackwardMin OBJECT-TYPE
SYNTAX      Integer32
UNITS       "microseconds"

```

```

MAX-ACCESS    read-only
STATUS        current
DESCRIPTION
    "This object contains the minimum one-way frame delay
    in the backward direction calculated by this MEP for this
    Measurement Interval. The value of this object may not be accurate
    in the absence of sufficiently precise clock synchronization.

    The value of this object is undefined if mefSoamDmCfgType is 'dmlDmTx'
    or 'dmlDmRx'."
REFERENCE
    "[MEF35.1] R67"
 ::= { mefSoamDmCurrentStatsXEntry 11 }

mefSoamDmCurrentStatsXFrameDelayBackwardMax OBJECT-TYPE
SYNTAX        Integer32
UNITS         "microseconds"
MAX-ACCESS    read-only
STATUS        current
DESCRIPTION
    "This object contains the maximum one-way frame delay
    in the backward direction calculated by this MEP for this
    Measurement Interval. The value of this object may not be accurate
    in the absence of sufficiently precise clock synchronization.

    The value of this object is undefined if mefSoamDmCfgType is 'dmlDmTx'
    or 'dmlDmRx'."
REFERENCE
    "[MEF35.1] R67"
 ::= { mefSoamDmCurrentStatsXEntry 12 }

mefSoamDmCurrentStatsXFrameDelayBackwardAvg OBJECT-TYPE
SYNTAX        Integer32
UNITS         "microseconds"
MAX-ACCESS    read-only
STATUS        current
DESCRIPTION
    "This object contains the average one-way frame delay
    in the backward direction calculated by this MEP for this
    Measurement Interval. The value of this object may not be accurate
    in the absence of sufficiently precise clock synchronization.

    The value of this object is undefined if mefSoamDmCfgType is 'dmlDmTx'
    or 'dmlDmRx'."
REFERENCE
    "[MEF35.1] R67"
 ::= { mefSoamDmCurrentStatsXEntry 13 }

mefSoamDmCurrentStatsXIfdvForwardMax OBJECT-TYPE
SYNTAX        Integer32
UNITS         "microseconds"
MAX-ACCESS    read-only
STATUS        current
DESCRIPTION
    "This object contains the maximum one-way inter-frame delay
    interval in the forward direction calculated by this MEP for this
    Measurement Interval.

    The value of this object is undefined if mefSoamDmCfgType is 'dmlDmTx'."
REFERENCE

```

```

    "[MEF35.1] R66, CR35"
    ::= { mefSoamDmCurrentStatsXEntry 15 }

mefSoamDmCurrentStatsXIfdvForwardAvg OBJECT-TYPE
    SYNTAX      Integer32
    UNITS       "microseconds"
    MAX-ACCESS  read-only
    STATUS      current
    DESCRIPTION
        "This object contains the average one-way inter-frame delay
        interval in the forward direction calculated by this MEP for this
        Measurement Interval.

        The value of this object is undefined if mefSoamDmCfgType is 'dmlDmTx'."
    REFERENCE
        "[MEF35.1] R66, CR35"
    ::= { mefSoamDmCurrentStatsXEntry 16 }

mefSoamDmCurrentStatsXIfdvBackwardMax OBJECT-TYPE
    SYNTAX      Integer32
    UNITS       "microseconds"
    MAX-ACCESS  read-only
    STATUS      current
    DESCRIPTION
        "This object contains the maximum one-way inter-frame delay
        interval in the backward direction calculated by this MEP for this
        Measurement Interval.

        The value of this object is undefined if mefSoamDmCfgType is 'dmlDmTx'
        or 'dmlDmRx'."
    REFERENCE
        "[MEF35.1] R66"
    ::= { mefSoamDmCurrentStatsXEntry 18 }

mefSoamDmCurrentStatsXIfdvBackwardAvg OBJECT-TYPE
    SYNTAX      Integer32
    UNITS       "microseconds"
    MAX-ACCESS  read-only
    STATUS      current
    DESCRIPTION
        "This object contains the average one-way inter-frame delay
        interval in the backward direction calculated by this MEP for this
        Measurement Interval.

        The value of this object is undefined if mefSoamDmCfgType is 'dmlDmTx'
        or 'dmlDmRx'."
    REFERENCE
        "[MEF35.1] R66"
    ::= { mefSoamDmCurrentStatsXEntry 19 }

mefSoamDmCurrentStatsXIfdvTwoWayMax OBJECT-TYPE
    SYNTAX      Integer32
    UNITS       "microseconds"
    MAX-ACCESS  read-only
    STATUS      current
    DESCRIPTION
        "This object contains the maximum two-way inter-frame delay
        interval calculated by this MEP for this
        Measurement Interval.

        The value of this object is undefined if mefSoamDmCfgType is 'dmlDmTx'

```

```

        or 'dmlDmRx'.
    "
 ::= { mefSoamDmCurrentStatsXEntry 21 }

mefSoamDmCurrentStatsXIfdvTwoWayAvg OBJECT-TYPE
SYNTAX      Integer32
UNITS       "microseconds"
MAX-ACCESS  read-only
STATUS      current
DESCRIPTION
    "This object contains the average two-way inter-frame delay
    interval calculated by this MEP for this
    Measurement Interval.

    The value of this object is undefined if mefSoamDmCfgType is 'dmlDmTx'
    or 'dmlDmRx'."
    "
 ::= { mefSoamDmCurrentStatsXEntry 22 }

mefSoamDmCurrentStatsXFrameDelayRangeForwardMax OBJECT-TYPE
SYNTAX      Integer32
UNITS       "microseconds"
MAX-ACCESS  read-only
STATUS      current
DESCRIPTION
    "This object contains the maximum one-way frame delay range
    in the forward direction calculated by this MEP for this
    Measurement Interval.

    The value of this object is undefined if mefSoamDmCfgType is 'dmlDmTx'."
    "
REFERENCE
    "[MEF35.1] R66, CR35"
 ::= { mefSoamDmCurrentStatsXEntry 23 }

mefSoamDmCurrentStatsXFrameDelayRangeForwardAvg OBJECT-TYPE
SYNTAX      Integer32
UNITS       "microseconds"
MAX-ACCESS  read-only
STATUS      current
DESCRIPTION
    "This object contains the average one-way frame delay range
    in the forward direction calculated by this MEP for this
    Measurement Interval.

    The value of this object is undefined if mefSoamDmCfgType is 'dmlDmTx'."
    "
REFERENCE
    "[MEF35.1] R66, CR35"
 ::= { mefSoamDmCurrentStatsXEntry 24 }

mefSoamDmCurrentStatsXFrameDelayRangeBackwardMax OBJECT-TYPE
SYNTAX      Integer32
UNITS       "microseconds"
MAX-ACCESS  read-only
STATUS      current
DESCRIPTION
    "This object contains the maximum one-way frame delay range
    in the backward direction calculated by this MEP for this
    Measurement Interval.

    The value of this object is undefined if mefSoamDmCfgType is 'dmlDmTx'
    or 'dmlDmRx'."
    "

```

```

REFERENCE
    "[MEF35.1] R66"
 ::= { mefSoamDmCurrentStatsXEntry 25 }

mefSoamDmCurrentStatsXFrameDelayRangeBackwardAvg OBJECT-TYPE
    SYNTAX      Integer32
    UNITS       "microseconds"
    MAX-ACCESS  read-only
    STATUS      current
    DESCRIPTION
        "This object contains the average one-way frame delay range
        in the backward direction calculated by this MEP for this
        Measurement Interval.

        The value of this object is undefined if mefSoamDmCfgType is 'dm1DmTx'
        or 'dm1DmRx'."
    REFERENCE
        "[MEF35.1] R66"
 ::= { mefSoamDmCurrentStatsXEntry 26 }

mefSoamDmCurrentStatsXFrameDelayRangeTwoWayMax OBJECT-TYPE
    SYNTAX      Integer32
    UNITS       "microseconds"
    MAX-ACCESS  read-only
    STATUS      current
    DESCRIPTION
        "This object contains the maximum two-way frame delay range
        calculated by this MEP for this Measurement Interval.

        The value of this object is undefined if mefSoamDmCfgType is 'dm1DmTx'
        or 'dm1DmRx'."
 ::= { mefSoamDmCurrentStatsXEntry 27 }

mefSoamDmCurrentStatsXFrameDelayRangeTwoWayAvg OBJECT-TYPE
    SYNTAX      Integer32
    UNITS       "microseconds"
    MAX-ACCESS  read-only
    STATUS      current
    DESCRIPTION
        "This object contains the average two-way frame delay range
        calculated by this MEP for this Measurement Interval.

        The value of this object is undefined if mefSoamDmCfgType is 'dm1DmTx'
        or 'dm1DmRx'."
 ::= { mefSoamDmCurrentStatsXEntry 28 }

mefSoamDmCurrentStatsXSoamPdusSent OBJECT-TYPE
    SYNTAX      Gauge32
    MAX-ACCESS  read-only
    STATUS      current
    DESCRIPTION
        "This object contains the count of the number of SOAM PDUs sent
        during this Measurement Interval.

        This object applies when mefSoamDmCfgType is dmDmm or dm1DmTx and
        is undefined if mefSoamDmCfgType is 'dm1DmRx'. It indicates the
        number of DMM or 1DM SOAM frames transmitted."
    REFERENCE
        "[MEF35.1] R66, CR35"
 ::= { mefSoamDmCurrentStatsXEntry 29 }

```



```

mefSoamDmCurrentStatsXSoamPdusReceived OBJECT-TYPE
    SYNTAX      Gauge32
    MAX-ACCESS  read-only
    STATUS      current
    DESCRIPTION
        "This object contains the count of the number of SOAM
        PDUs received in this Measurement Interval.

        This object indicates the number of DMR and 1DM SOAM frames
        received. This object applies when mefSoamDmCfgType is dmDmm or
        dm1DmRx and is undefined if mefSoamDmCfgType is 'dm1DmTx'."
    "
    REFERENCE
        "[MEF35.1] R66, CR35"
        ::= { mefSoamDmCurrentStatsXEntry 30 }

-- *****
-- Ethernet Delay Measurement Current Bin Statistic Table
-- *****

mefSoamDmCurrentStatsBinsTable OBJECT-TYPE
    SYNTAX      SEQUENCE OF MefSoamDmCurrentStatsBinsEntry
    MAX-ACCESS  not-accessible
    STATUS      current
    DESCRIPTION
        "This table contains the result bins for the current Measurement
        Interval in a SOAM Delay Measurement session.

        Each row in the table represents the current bin statistics for a
        Delay Measurement session for the defined MEP. This table uses six
        indices. The first three indices are the indices of the Maintenance
        Domain, Maintenance Association, and MEP tables. The fourth index is the
        specific DM session on the selected MEP. The fifth index indicates bin
        type and the sixth indicates the specific bin number.

        A row in this table is created automatically by the SNMP Agent when
        the Delay Measurement session is configured and the bin counter value
        is set to 0.

        The objects in this table are ignored if mefSoamDmCfgType is 1DmTx.

        This table applies only if the corresponding bit is set in
        mefSoamDmCfgMeasurementEnable.

        The objects in this table do not need to be persistent upon reboot
        or restart of a device."
    "
    REFERENCE
        "[MEF35.1] R6, R14, D10, D19"
        ::= { mefSoamPmDmObjects 5 }

mefSoamDmCurrentStatsBinsEntry OBJECT-TYPE
    SYNTAX      MefSoamDmCurrentStatsBinsEntry
    MAX-ACCESS  not-accessible
    STATUS      current
    DESCRIPTION
        "The conceptual row of mefSoamDmCurrentStatsBinsTable"
    INDEX      {
                dotlagCfmMdIndex,
                dotlagCfmMaIndex,
                dotlagCfmMepIdentifier,
                mefSoamDmCfgIndex,
                mefSoamDmCfgMeasBinType,
            }

```

```

        mefSoamDmCfgMeasBinNumber
    }
    ::= { mefSoamDmCurrentStatsBinsTable 1 }

MefSoamDmCurrentStatsBinsEntry ::= SEQUENCE {
    mefSoamDmCurrentStatsBinsCounter          Gauge32
}

mefSoamDmCurrentStatsBinsCounter OBJECT-TYPE
    SYNTAX      Gauge32
    MAX-ACCESS  read-only
    STATUS      current
    DESCRIPTION
        "This object contains the count of the number of completed
        measurements initiated in this Measurement Interval whose value
        falls within the range specified for this bin (that is, greater
        than or equal to the measurement boundary for the bin, and
        (unless the bin is the last bin) less than the measurement
        boundary for the following bin.

        The value of this object is undefined if mefSoamDmCfgType is 'dmlDmTx'
        "
    REFERENCE
        "[MEF35.1] R66-R67, CR35-CR36"
    ::= { mefSoamDmCurrentStatsBinsEntry 1 }

-- *****
-- Ethernet Delay Measurement History Statistic Table
-- *****

mefSoamDmHistoryStatsXTable OBJECT-TYPE
    SYNTAX      SEQUENCE OF MefSoamDmHistoryStatsXEntry
    MAX-ACCESS  not-accessible
    STATUS      current
    DESCRIPTION
        "This table contains the results for history Measurement
        Intervals in a SOAM Delay Measurement session.

        Rows of this table are created automatically
        by the SNMP Agent when the Delay Measurement session is running and a
        Measurement Interval is completed.

        Each row in the table represents the Measurement Interval history
        statistics for a Delay Measurement session for the defined MEP. This
        table uses five indices. The first three indices are the indices of
        the Maintenance Domain, Maintenance Association, and MEP tables. The
        fourth index is the specific DM session on the selected MEP. The fifth
        index is the Measurement Interval.

        At least 32 completed Measurement Intervals are to be supported. 96
        completed Measurement Intervals are recommended to be supported. If
        there are at least 32 rows in the table and a new Measurement Interval
        completes and a new row is to be added to the table, the oldest completed
        Measurement Interval can be deleted (row deletion). If the measurement
        interval is other than 15 minutes then a minimum of 8 hours of
        completed Measurement Intervals are to be supported and 24 hours are
        recommended to be supported.

        The objects in this table apply regardless of the value of
        mefSoamDmCfgType unless otherwise specified in the object description.
        Backward and two-way statistic objects are undefined if mefSoamDmCfgType
        is dmlDmRx."

```

Except for `mefSoamDmHistoryStatsXIndex`, `mefSoamDmHistoryStatsXEndTime`, `mefSoamDmHistoryStatsXElapsedTime` and `mefSoamDmHistoryStatsXSuspect`, each object in this table applies only if the corresponding bit is set in `mefSoamDmCfgMeasurementEnable`.

The rows and objects in this table are to be persistent upon reboot or restart of a device.

"

REFERENCE

"[MEF35.1] R6, R14, R21, D9, R25"

::= { mefSoamPmDmObjects 13 }

`mefSoamDmHistoryStatsXEntry` OBJECT-TYPE

SYNTAX MefSoamDmHistoryStatsXEntry

MAX-ACCESS not-accessible

STATUS current

DESCRIPTION

"The conceptual row of `mefSoamDmHistoryStatsXTable`"

INDEX {  
     `dotlagCfmMdIndex`,  
     `dotlagCfmMaIndex`,  
     `dotlagCfmMepIdentifier`,  
     `mefSoamDmCfgIndex`,  
     `mefSoamDmHistoryStatsXIndex`  
 }

::= { mefSoamDmHistoryStatsXTable 1 }

`MefSoamDmHistoryStatsXEntry` ::= SEQUENCE {

<code>mefSoamDmHistoryStatsXIndex</code>	Unsigned32,
<code>mefSoamDmHistoryStatsXEndTime</code>	DateAndTime,
<code>mefSoamDmHistoryStatsXElapsedTime</code>	TimeInterval,
<code>mefSoamDmHistoryStatsXSuspect</code>	TruthValue,
<code>mefSoamDmHistoryStatsXFrameDelayTwoWayMin</code>	Integer32,
<code>mefSoamDmHistoryStatsXFrameDelayTwoWayMax</code>	Integer32,
<code>mefSoamDmHistoryStatsXFrameDelayTwoWayAvg</code>	Integer32,
<code>mefSoamDmHistoryStatsXFrameDelayForwardMin</code>	Integer32,
<code>mefSoamDmHistoryStatsXFrameDelayForwardMax</code>	Integer32,
<code>mefSoamDmHistoryStatsXFrameDelayForwardAvg</code>	Integer32,
<code>mefSoamDmHistoryStatsXFrameDelayBackwardMin</code>	Integer32,
<code>mefSoamDmHistoryStatsXFrameDelayBackwardMax</code>	Integer32,
<code>mefSoamDmHistoryStatsXFrameDelayBackwardAvg</code>	Integer32,
<code>mefSoamDmHistoryStatsXIfdvForwardMax</code>	Integer32,
<code>mefSoamDmHistoryStatsXIfdvForwardAvg</code>	Integer32,
<code>mefSoamDmHistoryStatsXIfdvBackwardMax</code>	Integer32,
<code>mefSoamDmHistoryStatsXIfdvBackwardAvg</code>	Integer32,
<code>mefSoamDmHistoryStatsXIfdvTwoWayMax</code>	Integer32,
<code>mefSoamDmHistoryStatsXIfdvTwoWayAvg</code>	Integer32,
<code>mefSoamDmHistoryStatsXFrameDelayRangeForwardMax</code>	Integer32,
<code>mefSoamDmHistoryStatsXFrameDelayRangeForwardAvg</code>	Integer32,
<code>mefSoamDmHistoryStatsXFrameDelayRangeBackwardMax</code>	Integer32,
<code>mefSoamDmHistoryStatsXFrameDelayRangeBackwardAvg</code>	Integer32,
<code>mefSoamDmHistoryStatsXFrameDelayRangeTwoWayMax</code>	Integer32,
<code>mefSoamDmHistoryStatsXFrameDelayRangeTwoWayAvg</code>	Integer32,
<code>mefSoamDmHistoryStatsXSoamPdusSent</code>	Gauge32,
<code>mefSoamDmHistoryStatsXSoamPdusReceived</code>	Gauge32

}

`mefSoamDmHistoryStatsXIndex` OBJECT-TYPE

SYNTAX Unsigned32

MAX-ACCESS not-accessible

STATUS current

DESCRIPTION

"The index for the Measurement Interval within this PM session."

Measurement Interval indices are assigned sequentially by the SNMP Agent. The first Measurement Interval that occurs after the session is started is assigned index 1.

Referential integrity is necessary, i.e., the index needs to be persistent upon a reboot or restart of a device. The index is never reused while this session is active until it wraps to zero. The index value keeps increasing up to that time.

"

REFERENCE

"[MEF35.1] R21, D9-D10"

::= { mefSoamDmHistoryStatsXEntry 1 }

mefSoamDmHistoryStatsXEndTime OBJECT-TYPE

SYNTAX DateAndTime

MAX-ACCESS read-only

STATUS current

DESCRIPTION

"The UTC time that the Measurement Interval ended.

"

REFERENCE

"[MEF35.1] R23, R66, CR35"

::= { mefSoamDmHistoryStatsXEntry 2 }

mefSoamDmHistoryStatsXElapsedTime OBJECT-TYPE

SYNTAX TimeInterval

MAX-ACCESS read-only

STATUS current

DESCRIPTION

"The length of time that the Measurement Interval ran for, in 0.01 seconds.

"

REFERENCE

"[MEF35.1] R24, R66, CR35"

::= { mefSoamDmHistoryStatsXEntry 3 }

mefSoamDmHistoryStatsXSuspect OBJECT-TYPE

SYNTAX TruthValue

MAX-ACCESS read-only

STATUS current

DESCRIPTION

"Whether the Measurement Interval has been marked as suspect.

The object is set to true when there is a discontinuity in the performance measurements during the Measurement Interval. Conditions for a discontinuity include, but are not limited to the following:

- 1 - Loss of connectivity between the Controller MEP and the Responder MEP
- 2 - The local time-of-day clock is adjusted by at least 10 seconds
- 3 - The conducting of performance measurements is started part way through a Measurement Interval (in the case that the Measurement Intervals are not aligned with the start time Of the PM Session).
- 4 - The conducting of a performance measurement is halted before the current Measurement Interval is completed
- 5 - A local test, failure, or reconfiguration that disrupts service
- 6 - A Measurement Interval that coincides with a Maintenance Interval

"

REFERENCE

"[MEF35.1] R39-R42"

::= { mefSoamDmHistoryStatsXEntry 4 }

```

mefSoamDmHistoryStatsXFrameDelayTwoWayMin OBJECT-TYPE
    SYNTAX      Integer32
    UNITS       "microseconds"
    MAX-ACCESS  read-only
    STATUS      current
    DESCRIPTION
        "This object contains the minimum two-way frame delay
        calculated by this MEP for this Measurement Interval.

        The value of this object is undefined if mefSoamDmCfgType is 'dmlDmTx'
        or 'dmlDmRx'."
    REFERENCE
        "[MEF35.1] R66"
    ::= { mefSoamDmHistoryStatsXEntry 5 }

mefSoamDmHistoryStatsXFrameDelayTwoWayMax OBJECT-TYPE
    SYNTAX      Integer32
    UNITS       "microseconds"
    MAX-ACCESS  read-only
    STATUS      current
    DESCRIPTION
        "This object contains the maximum two-way frame delay
        calculated by this MEP for this Measurement Interval.

        The value of this object is undefined if mefSoamDmCfgType is 'dmlDmTx'
        or 'dmlDmRx'."
    REFERENCE
        "[MEF35.1] R66"
    ::= { mefSoamDmHistoryStatsXEntry 6 }

mefSoamDmHistoryStatsXFrameDelayTwoWayAvg OBJECT-TYPE
    SYNTAX      Integer32
    UNITS       "microseconds"
    MAX-ACCESS  read-only
    STATUS      current
    DESCRIPTION
        "This object contains the average two-way frame delay
        calculated by this MEP for this Measurement Interval.

        The value of this object is undefined if mefSoamDmCfgType is 'dmlDmTx'
        or 'dmlDmRx'."
    REFERENCE
        "[MEF35.1] R66"
    ::= { mefSoamDmHistoryStatsXEntry 7 }

mefSoamDmHistoryStatsXFrameDelayForwardMin OBJECT-TYPE
    SYNTAX      Integer32
    UNITS       "microseconds"
    MAX-ACCESS  read-only
    STATUS      current
    DESCRIPTION
        "This object contains the minimum one-way frame delay
        in the forward direction calculated by this MEP for this
        Measurement Interval. The value of this object may not be accurate
        in the absence of sufficiently precise clock synchronization.

        The value of this object is undefined if mefSoamDmCfgType is 'dmlDmTx'."
    REFERENCE
        "[MEF35.1] R66, CR35"
    ::= { mefSoamDmHistoryStatsXEntry 8 }

```

```
mefSoamDmHistoryStatsXFrameDelayForwardMax OBJECT-TYPE
    SYNTAX      Integer32
    UNITS       "microseconds"
    MAX-ACCESS  read-only
    STATUS      current
    DESCRIPTION
        "This object contains the maximum one-way frame delay
         in the forward direction calculated by this MEP for this
         Measurement Interval. The value of this object may not be accurate
         in the absence of sufficiently precise clock synchronization.

         The value of this object is undefined if mefSoamDmCfgType is 'dmlDmTx'."
    REFERENCE
        "[MEF35.1] R67, CR36"
    ::= { mefSoamDmHistoryStatsXEntry 9 }

mefSoamDmHistoryStatsXFrameDelayForwardAvg OBJECT-TYPE
    SYNTAX      Integer32
    UNITS       "microseconds"
    MAX-ACCESS  read-only
    STATUS      current
    DESCRIPTION
        "This object contains the average one-way frame delay
         in the forward direction calculated by this MEP for this
         Measurement Interval. The value of this object may not be accurate
         in the absence of sufficiently precise clock synchronization.

         The value of this object is undefined if mefSoamDmCfgType is 'dmlDmTx'."
    REFERENCE
        "[MEF35.1] R67, CR36"
    ::= { mefSoamDmHistoryStatsXEntry 10 }

mefSoamDmHistoryStatsXFrameDelayBackwardMin OBJECT-TYPE
    SYNTAX      Integer32
    UNITS       "microseconds"
    MAX-ACCESS  read-only
    STATUS      current
    DESCRIPTION
        "This object contains the minimum one-way frame delay
         in the backward direction calculated by this MEP for this
         Measurement Interval. The value of this object may not be accurate
         in the absence of sufficiently precise clock synchronization.

         The value of this object is undefined if mefSoamDmCfgType is 'dmlDmTx'
         or 'dmlDmRx'."
    REFERENCE
        "[MEF35.1] R66"
    ::= { mefSoamDmHistoryStatsXEntry 11 }

mefSoamDmHistoryStatsXFrameDelayBackwardMax OBJECT-TYPE
    SYNTAX      Integer32
    UNITS       "microseconds"
    MAX-ACCESS  read-only
    STATUS      current
    DESCRIPTION
        "This object contains the maximum one-way frame delay
         in the backward direction calculated by this MEP for this
         Measurement Interval. The value of this object may not be accurate
         in the absence of sufficiently precise clock synchronization."
```

```

    The value of this object is undefined if mefSoamDmCfgType is 'dmlDmTx'
    or 'dmlDmRx'.
    "
REFERENCE
    "[MEF35.1] R67"
 ::= { mefSoamDmHistoryStatsXEntry 12 }

mefSoamDmHistoryStatsXFrameDelayBackwardAvg OBJECT-TYPE
SYNTAX      Integer32
UNITS       "microseconds"
MAX-ACCESS  read-only
STATUS      current
DESCRIPTION
    "This object contains the average one-way frame delay
    in the backward direction calculated by this MEP for this
    Measurement Interval. The value of this object may not be accurate
    in the absence of sufficiently precise clock synchronization.

    The value of this object is undefined if mefSoamDmCfgType is 'dmlDmTx'
    or 'dmlDmRx'.
    "
REFERENCE
    "[MEF35.1] R67"
 ::= { mefSoamDmHistoryStatsXEntry 13 }

mefSoamDmHistoryStatsXIfdvForwardMax OBJECT-TYPE
SYNTAX      Integer32
UNITS       "microseconds"
MAX-ACCESS  read-only
STATUS      current
DESCRIPTION
    "This object contains the maximum one-way inter-frame delay
    interval in the forward direction calculated by this MEP for this
    Measurement Interval.

    The value of this object is undefined if mefSoamDmCfgType is 'dmlDmTx'.
    "
REFERENCE
    "[MEF35.1] R66, CR35"
 ::= { mefSoamDmHistoryStatsXEntry 15 }

mefSoamDmHistoryStatsXIfdvForwardAvg OBJECT-TYPE
SYNTAX      Integer32
UNITS       "microseconds"
MAX-ACCESS  read-only
STATUS      current
DESCRIPTION
    "This object contains the average one-way inter-frame delay
    interval in the forward direction calculated by this MEP for this
    Measurement Interval.

    The value of this object is undefined if mefSoamDmCfgType is 'dmlDmTx'.
    "
REFERENCE
    "[MEF35.1] R66, CR35"
 ::= { mefSoamDmHistoryStatsXEntry 16 }

mefSoamDmHistoryStatsXIfdvBackwardMax OBJECT-TYPE
SYNTAX      Integer32
UNITS       "microseconds"
MAX-ACCESS  read-only
STATUS      current
DESCRIPTION
    "This object contains the maximum one-way inter-frame delay

```

```

        interval in the backward direction calculated by this MEP for this
        Measurement Interval.

        The value of this object is undefined if mefSoamDmCfgType is 'dmlDmTx'
        or 'dmlDmRx'.
    "
REFERENCE
    "[MEF35.1] R66"
 ::= { mefSoamDmHistoryStatsXEntry 18 }

mefSoamDmHistoryStatsXIfdvBackwardAvg OBJECT-TYPE
SYNTAX      Integer32
UNITS       "microseconds"
MAX-ACCESS  read-only
STATUS      current
DESCRIPTION
    "This object contains the average one-way inter-frame delay
    interval in the backward direction calculated by this MEP for this
    Measurement Interval.

    The value of this object is undefined if mefSoamDmCfgType is 'dmlDmTx'
    or 'dmlDmRx'.
    "
REFERENCE
    "[MEF35.1] R66"
 ::= { mefSoamDmHistoryStatsXEntry 19 }

mefSoamDmHistoryStatsXIfdvTwoWayMax OBJECT-TYPE
SYNTAX      Integer32
UNITS       "microseconds"
MAX-ACCESS  read-only
STATUS      current
DESCRIPTION
    "This object contains the maximum two-way inter-frame delay
    interval calculated by this MEP for this
    Measurement Interval.

    The value of this object is undefined if mefSoamDmCfgType is 'dmlDmTx'
    or 'dmlDmRx'.
    "
 ::= { mefSoamDmHistoryStatsXEntry 21 }

mefSoamDmHistoryStatsXIfdvTwoWayAvg OBJECT-TYPE
SYNTAX      Integer32
UNITS       "microseconds"
MAX-ACCESS  read-only
STATUS      current
DESCRIPTION
    "This object contains the average two-way inter-frame delay
    interval calculated by this MEP for this
    Measurement Interval.

    The value of this object is undefined if mefSoamDmCfgType is 'dmlDmTx'
    or 'dmlDmRx'.
    "
 ::= { mefSoamDmHistoryStatsXEntry 22 }

mefSoamDmHistoryStatsXFrameDelayRangeForwardMax OBJECT-TYPE
SYNTAX      Integer32
UNITS       "microseconds"
MAX-ACCESS  read-only
STATUS      current
DESCRIPTION
    "This object contains the maximum one-way Frame Delay Range

```



in the forward direction calculated by this MEP for this Measurement Interval.

The value of this object is undefined if mefSoamDmCfgType is 'dmlDmTx'.

"

REFERENCE

"[MEF35.1] R66, CR35"

::= { mefSoamDmHistoryStatsXEntry 23 }

mefSoamDmHistoryStatsXFrameDelayRangeForwardAvg OBJECT-TYPE

SYNTAX Integer32  
UNITS "microseconds"  
MAX-ACCESS read-only  
STATUS current  
DESCRIPTION

"This object contains the average one-way Frame Delay Range in the forward direction calculated by this MEP for this Measurement Interval.

The value of this object is undefined if mefSoamDmCfgType is 'dmlDmTx'.

"

REFERENCE

"[MEF35.1] R66, CR35"

::= { mefSoamDmHistoryStatsXEntry 24 }

mefSoamDmHistoryStatsXFrameDelayRangeBackwardMax OBJECT-TYPE

SYNTAX Integer32  
UNITS "microseconds"  
MAX-ACCESS read-only  
STATUS current  
DESCRIPTION

"This object contains the maximum one-way Frame Delay Range in the backward direction calculated by this MEP for this Measurement Interval.

The value of this object is undefined if mefSoamDmCfgType is 'dmlDmTx' or 'dmlDmRx'.

"

REFERENCE

"[MEF35.1] R66"

::= { mefSoamDmHistoryStatsXEntry 25 }

mefSoamDmHistoryStatsXFrameDelayRangeBackwardAvg OBJECT-TYPE

SYNTAX Integer32  
UNITS "microseconds"  
MAX-ACCESS read-only  
STATUS current  
DESCRIPTION

"This object contains the average one-way Frame Delay Range in the backward direction calculated by this MEP for this Measurement Interval.

The value of this object is undefined if mefSoamDmCfgType is 'dmlDmTx' or 'dmlDmRx'.

"

REFERENCE

"[MEF35.1] R66"

::= { mefSoamDmHistoryStatsXEntry 26 }

mefSoamDmHistoryStatsXFrameDelayRangeTwoWayMax OBJECT-TYPE

SYNTAX Integer32  
UNITS "microseconds"  
MAX-ACCESS read-only  
STATUS current

```

DESCRIPTION
    "This object contains the maximum two-way Frame Delay Range
    calculated by this MEP for this Measurement Interval.

    The value of this object is undefined if mefSoamDmCfgType is 'dm1DmTx'
    or 'dm1DmRx'."
    ::= { mefSoamDmHistoryStatsXEntry 27 }

mefSoamDmHistoryStatsXFrameDelayRangeTwoWayAvg OBJECT-TYPE
    SYNTAX      Integer32
    UNITS       "microseconds"
    MAX-ACCESS  read-only
    STATUS      current
    DESCRIPTION
        "This object contains the average two-way Frame Delay Range
        calculated by this MEP for this Measurement Interval.

        The value of this object is undefined if mefSoamDmCfgType is 'dm1DmTx'
        or 'dm1DmRx'."
    ::= { mefSoamDmHistoryStatsXEntry 28 }

mefSoamDmHistoryStatsXSoamPdusSent OBJECT-TYPE
    SYNTAX      Gauge32
    MAX-ACCESS  read-only
    STATUS      current
    DESCRIPTION
        "This object contains the count of the number of SOAM PDUs sent
        during this Measurement Interval.

        This object applies when mefSoamDmCfgType is 'dmDmm' or 'dm1DmTx' and
        is undefined if mefSoamDmCfgType is 'dm1DmRx'. It indicates the
        number of DMM or 1DM SOAM frames transmitted."
    REFERENCE
        "[MEF35.1] R66, CR35"
    ::= { mefSoamDmHistoryStatsXEntry 29 }

mefSoamDmHistoryStatsXSoamPdusReceived OBJECT-TYPE
    SYNTAX      Gauge32
    MAX-ACCESS  read-only
    STATUS      current
    DESCRIPTION
        "This object contains the count of the number of SOAM
        PDUs received in this Measurement Interval.

        This object indicates the number of DMR and 1DM SOAM frames
        received. This object applies when mefSoamDmCfgType is 'dmDmm' or
        'dm1DmRx' and is undefined if mefSoamDmCfgType is 'dm1DmTx'."
    REFERENCE
        "[MEF35.1] R66, CR35"
    ::= { mefSoamDmHistoryStatsXEntry 30 }

-- *****
-- Ethernet Delay Measurement Bin History Statistic Table
-- *****

mefSoamDmHistoryStatsBinsTable OBJECT-TYPE
    SYNTAX      SEQUENCE OF MefSoamDmHistoryStatsBinsEntry
    MAX-ACCESS  not-accessible
    STATUS      current
    DESCRIPTION

```

"This table contains the result bins for the history Measurement Intervals in a SOAM Delay Measurement session.

Rows of this table are created automatically by the SNMP Agent when the Delay Measurement session is running and a Measurement Interval is completed.

Each row in the table represents the Measurement Interval history statistics for a specific bin in a Delay Measurement session for the defined MEP. This table uses seven indices. The first three indices are the indices of the Maintenance Domain, Maintenance Association, and MEP tables. The fourth index is the specific DM session on the selected MEP. The fifth index is the Measurement Interval. The sixth index is the specific bin type. The seventh index is the specific bin number.

Rows in this table pertaining to a given Measurement Interval are deleted when (and only when) the corresponding row in the mefSoamDmHistoryStatsXTable is deleted.

The objects in this table are ignored if mefSoamDmCfgType is 1DmTx.

This table applies only if the corresponding bit is set in mefSoamDmCfgMeasurementEnable.

The objects in this table need to be persistent upon reboot or restart of a device.

"

REFERENCE

"[MEF35.1] R6, R14, R21, D9-D10, D19"  
 ::= { mefSoamPmDmObjects 7 }

mefSoamDmHistoryStatsBinsEntry OBJECT-TYPE

SYNTAX MefSoamDmHistoryStatsBinsEntry  
 MAX-ACCESS not-accessible  
 STATUS current  
 DESCRIPTION

"The conceptual row of mefSoamDmHistoryStatsBinsTable"

INDEX {  
 dotlagCfmMdIndex,  
 dotlagCfmMaIndex,  
 dotlagCfmMepIdentifier,  
 mefSoamDmCfgIndex,  
 mefSoamDmHistoryStatsXIndex,  
 mefSoamDmCfgMeasBinType,  
 mefSoamDmCfgMeasBinNumber  
 }

::= { mefSoamDmHistoryStatsBinsTable 1 }

MefSoamDmHistoryStatsBinsEntry ::= SEQUENCE {

mefSoamDmHistoryStatsBinsCounter Gauge32

}

mefSoamDmHistoryStatsBinsCounter OBJECT-TYPE

SYNTAX Gauge32  
 MAX-ACCESS read-only  
 STATUS current  
 DESCRIPTION

"This object contains the count of the number of completed measurements initiated in this Measurement Interval whose value falls within the range specified for this bin (that is, greater than or equal to the measurement boundary for the bin, and (unless the bin is the last bin) less than the measurement boundary for the following bin.

```

    The value of this object is undefined if mefSoamDmCfgType is 'dm1DmTx'
    "
REFERENCE
    "[MEF35.1] R66-R67, CR35-CR36"
    ::= { mefSoamDmHistoryStatsBinsEntry 1 }

-- *****
-- Performance Measurement Loss Threshold Crossing Alert Configuration Table
-- *****

mefSoamLmTcaCfgTable OBJECT-TYPE
    SYNTAX      SEQUENCE OF MefSoamLmTcaCfgEntry
    MAX-ACCESS  not-accessible
    STATUS      current
    DESCRIPTION
        "This table contains the list of Loss Measurement threshold crossing
        alert (TCA) configuration values for LM Performance Monitoring.

        The main purpose of the LM TCA configuration table is to configure
        LM TCA notifications indicating that a specific
        performance metric is not being met.

        Each row in the table represents a Loss Measurement PM Session TCA
        for the defined MEP for a specific Performance Metric.

        This table uses six indices. The first three indices are the indices
        of the Maintenance Domain, Maintenance Association, and MEP tables. The
        fourth index is the specific LM session type on the selected MEP. The
        fifth index is the specific LM session on the selected MEP. The sixth
        index is the specific TCA for a PM metric.

        Rows in this table are not created automatically. A row is created in
        this table to set up a TCA on a configured MEP that has a configured
        LM session for a specific PM metric. The row number used to create
        a new TCA is indicated by the mefSoamLmCfgTcaNextIndex object.

        An NE needs to support at least one TCA per metric per PM session for
        NE SOAM PM compliance. More than one TCA per metric per PM session can
        be supported on the NE.

        In order to enable a threshold measurement the
        mefSoamLmThresholdCfgEnable object is to be set to 'True', TCA is
        enabled and the selected TCA has to have a threshold value configured.
        Non-configured TCA measurements are disabled by default.

        The writable objects in this table need to be persistent upon reboot
        or restart of a device.
        "
REFERENCE
    "[MEF35.1] O4, CR21, CO2"
    ::= { mefSoamPmLmObjects 8 }

mefSoamLmTcaCfgEntry OBJECT-TYPE
    SYNTAX      MefSoamLmTcaCfgEntry
    MAX-ACCESS  not-accessible
    STATUS      current
    DESCRIPTION
        "The conceptual row of mefSoamLmTcaCfgTable."
    INDEX      {
        dotlagCfmMdIndex,
        dotlagCfmMaIndex,
        dotlagCfmMepIdentifier,

```

```

        mefSoamLmCfgIndex,
        mefSoamLmTcaCfgType,
        mefSoamLmTcaCfgIndex
    }
 ::= { mefSoamLmTcaCfgTable 1 }

MefSoamLmTcaCfgEntry ::= SEQUENCE {
    mefSoamLmTcaCfgIndex      Unsigned32,
    mefSoamLmTcaCfgType      INTEGER,
    mefSoamLmTcaCfgEnable    TruthValue,
    mefSoamLmTcaCfgAlarmType INTEGER,
    mefSoamLmTcaCfgThresholdValue Integer32,
    mefSoamLmTcaCfgClearValue Integer32,
    mefSoamLmTcaCfgAlarmCurrentState INTEGER,
    mefSoamLmTcaCfgRowStatus RowStatus
}

mefSoamLmTcaCfgIndex OBJECT-TYPE
    SYNTAX      Unsigned32(1..4294967295)
    MAX-ACCESS  not-accessible
    STATUS      current
    DESCRIPTION
        "The index of the threshold number for the specific LM
        TCA entry.

        An index value of '1' is to be supported. Other index values
        can be supported.
        "
    REFERENCE
        "[MEF35.1] O4"
    ::= { mefSoamLmTcaCfgEntry 1 }

mefSoamLmTcaCfgType OBJECT-TYPE
    SYNTAX      INTEGER {
        undefined      (0),
        hliForward     (1),
        chliForward    (2),
        hliBackward    (3),
        chliBackward   (4)
    }
    MAX-ACCESS  not-accessible
    STATUS      current
    DESCRIPTION
        "The index of the specific type of PM Metric that
        is configured for a TCA.

        hliForward(1)      One-way HLI in the forward direction
        chliForward(2)     One-way CHLI in the forward direction
        hliBackward(3)     One-way HLI in the backward direction
        chliBackward(4)    One-way CHLI in the backward direction
        "
    REFERENCE
        "[MEF35.1] CR1"
    ::= { mefSoamLmTcaCfgEntry 2 }

mefSoamLmTcaCfgEnable OBJECT-TYPE
    SYNTAX      TruthValue
    MAX-ACCESS  read-create
    STATUS      current
    DESCRIPTION
        "This object indicates whether the specific TCA is enabled (active)
        or disabled (inactive).
        True = TCA enabled (active)
        False = TCA disabled (inactive)

```

```

"
REFERENCE
  "[MEF35.1] O4"
DEFVAL { true }
 ::= { mefSoamLmTcaCfgEntry 3 }

mefSoamLmTcaCfgAlarmType OBJECT-TYPE
SYNTAX      INTEGER {
    stateless      (1),
    stateful       (2)
}
MAX-ACCESS  read-create
STATUS      current
DESCRIPTION
  "This object configures the type of TCA alarm: either stateless or
  stateful configured for a specific TCA.

  stateless(1)  TCA generated in each Measurement Interval in which the
  threshold is crossed for the specific TCA instance
  stateful(2)   TCA generated in the first Measurement Interval in
  which the threshold is crossed (SET), or the end of
  the first Measurement Interval in which the threshold
  is not crossed (CLEAR) for the specific TCA instance
"

REFERENCE
  "[MEF35.1] CR3, CD1, CR4"
DEFVAL { stateless }
 ::= { mefSoamLmTcaCfgEntry 4 }

mefSoamLmTcaCfgThresholdValue OBJECT-TYPE
SYNTAX      Integer32
MAX-ACCESS  read-create
STATUS      current
DESCRIPTION
  "This object is the number of HLI or CHLI delta_t intervals during
  the Availability Measurement Interval and is used to set the stateless
  TCA threshold value or the stateful TCA SET value.
"

REFERENCE
  "[MEF35.1] CR4, CR5, CR8"
DEFVAL { 1 }
 ::= { mefSoamLmTcaCfgEntry 5 }

mefSoamLmTcaCfgClearValue OBJECT-TYPE
SYNTAX      Integer32
MAX-ACCESS  read-create
STATUS      current
DESCRIPTION
  "This object is the number of HLI or CHLI delta_t intervals during
  the Availability Measurement Interval and is used to set the stateful TCA
  CLEAR value.

  The value of this object must be less than or equal to
  mefSoamLmTcaCfgThresholdValue.

  The value of this object is ignored if mefSoamLmTcaCfgAlarmType is
  'stateless'.
"

REFERENCE
  "[MEF35.1] CR6, CO1, CR7, CR9"
DEFVAL { 1 }
 ::= { mefSoamLmTcaCfgEntry 6 }

mefSoamLmTcaCfgAlarmCurrentState OBJECT-TYPE

```

```

SYNTAX      INTEGER {
    inactive  (1),
    active    (2)
}
MAX-ACCESS  read-create
STATUS      current
DESCRIPTION
    "This object indicates the current state of the TCA.

    inactive(1)    TCA current state is inactive
    active(2)      TCA current state is active

    Writing this object will result in a TCA notification if the value of
    the object changes state.
    "
REFERENCE
    "[MEF35.1] O4"
DEFVAL { inactive }
 ::= { mefSoamLmTcaCfgEntry 7 }

mefSoamLmTcaCfgRowStatus OBJECT-TYPE
SYNTAX      RowStatus
MAX-ACCESS  read-create
STATUS      current
DESCRIPTION
    "The status of the row.

    The writable columns in a row cannot be changed if the row
    is active. All columns are to have a valid value before a row
    can be activated.
    "
 ::= { mefSoamLmTcaCfgEntry 8 }

-- *****
-- Performance Measurement Delay Threshold Crossing Alert Configuration Table
-- *****

mefSoamDmTcaCfgTable OBJECT-TYPE
SYNTAX      SEQUENCE OF MefSoamDmTcaCfgEntry
MAX-ACCESS  not-accessible
STATUS      current
DESCRIPTION
    "This table contains the list of Delay Measurement threshold crossing
    alert (TCA) configuration values for DM Performance Monitoring.

    The main purpose of the DM TCA configuration table is to configure
    DM TCA notifications indicating that a specific
    performance metric is not being met.

    Each row in the table represents a Delay Measurement session TCA
    for the defined MEP for a specific Performance Metric.

    This table uses six indices. The first three indices are the indices
    of the Maintenance Domain, Maintenance Association, and MEP tables. The
    fourth index is the specific LM session type on the selected MEP. The
    fifth index is the specific DM session on the selected MEP. The sixth
    index is the specific TCA for a PM metric.

    Rows in this table are not created automatically. A row is created in
    this table to set up a TCA on a configured MEP that has a configured
    DM session for a specific PM metric.

    An NE needs to support at least one TCA per metric per PM session for

```

NE SOAM PM compliance. More than one TCA per metric per PM session can be supported on the NE.

In order to enable a threshold measurement the specific `mefSoamDmThresholdCfgEnable` object is to be set to 'True', TCA is enabled and the selected TCA has to have a threshold value configured. Non-configured TCA measurements are disabled by default.

The writable objects in this table need to be persistent upon reboot or restart of a device.

"

REFERENCE

"[MEF35.1] O4, CR21, CO2"  
 ::= { mefSoamPmDmObjects 9 }

`mefSoamDmTcaCfgEntry` OBJECT-TYPE

SYNTAX `MefSoamDmTcaCfgEntry`  
 MAX-ACCESS not-accessible  
 STATUS current  
 DESCRIPTION

"The conceptual row of `mefSoamDmTcaCfgTable`."

INDEX {  
   `dotlagCfmMdIndex`,  
   `dotlagCfmMaIndex`,  
   `dotlagCfmMepIdentifier`,  
   `mefSoamDmCfgIndex`,  
   `mefSoamDmTcaCfgType`,  
   `mefSoamDmTcaCfgIndex`  
 }

::= {mefSoamDmTcaCfgTable 1 }

`MefSoamDmTcaCfgEntry` ::= SEQUENCE {

<code>mefSoamDmTcaCfgIndex</code>	Unsigned32,
<code>mefSoamDmTcaCfgType</code>	INTEGER,
<code>mefSoamDmTcaCfgEnable</code>	TruthValue,
<code>mefSoamDmTcaCfgAlarmType</code>	INTEGER,
<code>mefSoamDmTcaCfgBinNumber</code>	Unsigned32,
<code>mefSoamDmTcaCfgThresholdValue</code>	Integer32,
<code>mefSoamDmTcaCfgClearValue</code>	Integer32,
<code>mefSoamDmTcaCfgAlarmCurrentState</code>	INTEGER,
<code>mefSoamDmTcaCfgRowStatus</code>	RowStatus

}

`mefSoamDmTcaCfgIndex` OBJECT-TYPE

SYNTAX `Unsigned32(1..4294967295)`  
 MAX-ACCESS not-accessible  
 STATUS current  
 DESCRIPTION

"The index of the threshold number for the specific DM TCA entry.

An index value of '1' is to be supported. Other index values can be supported.

"

REFERENCE

"[MEF35.1] O4"  
 ::= { mefSoamDmTcaCfgEntry 1 }

`mefSoamDmTcaCfgType` OBJECT-TYPE

SYNTAX INTEGER {  
   undefined (0),  
   `fdForwardBin` (1),  
   `fdForwardMax` (2),  
   `fdrForwardBin` (3),



```

    fdrForwardMax      (4),
    ifdvForwardBin    (5),
    ifdvForwardMax    (6),

    fdBackwardBin     (7),
    fdBackwardMax     (8),
    fdrBackwardBin    (9),
    fdrBackwardMax    (10),
    ifdvBackwardBin   (11),
    ifdvBackwardMax   (12),

    fdTwoWayBin       (13),
    fdTwoWayMax       (14),
    fdrTwoWayBin      (15),
    fdrTwoWayMax      (16),
    ifdvTwoWayBin     (17),
    ifdvTwoWayMax     (18)
}
MAX-ACCESS not-accessible
STATUS current
DESCRIPTION
    "The index of the specific type of PM Metric that is configured for
    a TCA.

    For those TCAs related to Upper Bin Count (UBC), 'k', as defined
    by mefSoamDmTcaCfgBinNumber, is the specific bin counter for
    bins k and above: UBC(k).

    fdForwardBin(1)    One-way frame delay in the forward direction
                       for UBC(k)
    fdForwardMax(2)    One-way maximum frame delay in the forward direction
    fdrForwardBin(3)    One-way frame delay range in the forward direction
                       for UBC(k)
    fdrForwardMax(4)    One-way maximum frame delay range in the forward
                       direction
    ifdvForwardBin(5)    One-way IFDV in the forward direction
                       for UBC(k)
    ifdvForwardMax(6)    One-way maximum IFDV in the forward direction

    fdBackwardBin(7)    One-way frame delay in the backward direction
                       for UBC(k)
    fdBackwardMax(8)    One-way maximum frame delay in the backward direction
    fdrBackwardBin(9)    One-way frame delay range in the backward direction
                       for UBC(k)
    fdrBackwardMax(10)    One-way maximum frame delay range in the backward
                       direction
    ifdvForwardBin(11)    One-way IFDV in the forward direction
                       for UBC(k)
    ifdvForwardMax(12)    One-way maximum IFDV in the forward direction

    fdTwoWayBin(13)     Two-way frame delay for UBC(k)
    fdTwoWayMax(14)     Two-way maximum frame delay
    fdrTwoWayBin(15)     Two-way frame delay range for UBC(k)
    fdrTwoWayMax(16)     Two-way maximum frame delay range
    ifdvTwoWayBin(17)    Two-way IFDV for UBC(k)
    ifdvTwoWayMax(18)    Two-way maximum IFDV
    "
REFERENCE
    "[MEF35.1] CR1-CR2"
 ::= { mefSoamDmTcaCfgEntry 2 }

mefSoamDmTcaCfgEnable OBJECT-TYPE
    SYNTAX TruthValue
    MAX-ACCESS read-create

```

```

STATUS      current
DESCRIPTION
  "This object indicates whether the specific TCA is enabled (active)
  or disabled (inactive).
  True  = TCA enabled (active)
  False = TCA disabled (inactive)
  "
REFERENCE
  "[MEF35.1] O4"
DEFVAL { true }
 ::= { mefSoamDmTcaCfgEntry 3 }

mefSoamDmTcaCfgAlarmType OBJECT-TYPE
SYNTAX      INTEGER {
    stateless      (1),
    stateful       (2)
}
MAX-ACCESS  read-create
STATUS      current
DESCRIPTION
  "This object configures the type of TCA alarm: either stateless or
  stateful configured for a specific TCA.

  stateless(1)  TCA generated in each Measurement Interval in which the
  threshold is crossed for the specific TCA instance
  stateful(2)   TCA generated in the first Measurement Interval in
  which the threshold is crossed (SET), or the end of
  the first Measurement Interval in which the threshold
  is not crossed (CLEAR) for the specific TCA instance
  "
REFERENCE
  "[MEF35.1] CR3, CD1, CR4"
DEFVAL { stateless }
 ::= { mefSoamDmTcaCfgEntry 4 }

mefSoamDmTcaCfgBinNumber OBJECT-TYPE
SYNTAX      Unsigned32(1..4294967295)
MAX-ACCESS  read-create
STATUS      current
DESCRIPTION
  "The specific upper bin number, 'k', for those PM Metrics that are
  related to bin counters k and above, UBC(k), for mefSoamDmTcaCfgType
  is equal to fdForwardBin, fdrForwardBin, ifdvForwardBin,
  fdBackwardBin, fdrBackwardBin, ifdvBackwardBin, fdTwoWayBin,
  fdrTwoWayBin, or ifdvTwoWayBin.

  For other metric types this object value is ignored.
  "
REFERENCE
  "[MEF35.1] CR1"
DEFVAL { 1 }
 ::= { mefSoamDmTcaCfgEntry 5 }

mefSoamDmTcaCfgThresholdValue OBJECT-TYPE
SYNTAX      Integer32
MAX-ACCESS  read-create
STATUS      current
DESCRIPTION
  "This object is used to set the stateless TCAs threshold value or the
  stateful TCA SET value.

  For TCAs that are related to bins it is the UBC(k) count. For delay
  max TCAs it is the threshold value in microseconds.
  "

```

```

REFERENCE
    "[MEF35.1] CR4, CR5, CR8"
DEFVAL { 1 }
 ::= { mefSoamDmTcaCfgEntry 6 }

mefSoamDmTcaCfgClearValue OBJECT-TYPE
SYNTAX      Integer32
MAX-ACCESS  read-create
STATUS      current
DESCRIPTION
    "This object is used to set the stateful TCA CLEAR value.

    For TCAs that are related to bins it is the UBC(k) count. For delay
    max TCAs it is the threshold value in microseconds.

    The value of this object must be less than or equal to
    mefSoamDmTcaCfgThresholdValue.

    The value of this object is ignored if mefSoamDmTcaCfgAlarmType is
    'stateless'."
REFERENCE
    "[MEF35.1] CR6, CO1, CR7, CR9"
DEFVAL { 1 }
 ::= { mefSoamDmTcaCfgEntry 7 }

mefSoamDmTcaCfgAlarmCurrentState OBJECT-TYPE
SYNTAX      INTEGER {
    inactive  (1),
    active    (2)
}
MAX-ACCESS  read-create
STATUS      current
DESCRIPTION
    "This object indicates the current state of the TCA.

    inactive(1)    TCA current state is inactive
    active(2)      TCA current state is active

    Writing this object will result in a TCA notification if the value of
    the object changes state."
REFERENCE
    "[MEF35.1] O4"
DEFVAL { inactive }
 ::= { mefSoamDmTcaCfgEntry 8 }

mefSoamDmTcaCfgRowStatus OBJECT-TYPE
SYNTAX      RowStatus
MAX-ACCESS  read-create
STATUS      current
DESCRIPTION
    "The status of the row.

    The writable columns in a row cannot be changed if the row
    is active. All columns are to have a valid value before a row
    can be activated."
 ::= { mefSoamDmTcaCfgEntry 9 }

-- *****
-- Notification Configuration Objects
-- *****

```

```

mefSoamPmNotificationCfgAlarmInterval OBJECT-TYPE
    SYNTAX      Unsigned32 (0..60)
    UNITS       "Seconds"
    MAX-ACCESS  read-write
    STATUS      current
    DESCRIPTION
        "A value indicating the shortest time interval in seconds between the
        generation of the same notification type per PM session to the list of
        notification destinations. An agent generates the first notification
        of given type for a given PM session immediately. An agent is not to
        generate a second specific notification of the same type for the same
        MEP for the same session until the time interval has expired. A value
        of zero indicates that all notifications are sent immediately upon
        detection of the condition.
        "
    DEFVAL {5}
    ::= { mefSoamPmNotificationCfg 1 }

mefSoamPmNotificationCfgAlarmEnable OBJECT-TYPE
    SYNTAX      BITS {
                bAvailabilityChangeAlarm(0),
                bLmSessionStartStopAlarm(1),
                bDmSessionStartStopAlarm(2)
            }
    MAX-ACCESS  read-write
    STATUS      current
    DESCRIPTION
        "A vector of bits that indicates whether a specific notification is
        enabled. Note that TCA alarms are enabled individually by either
        mefSoamLmTcaCfgEnable or mefSoamDmTcaCfgEnable and not by this
        object.

        A bit set to '1' enables the specific notification generation.

        A bit set to '0' disables the specific notification.

        If a particular alarm is not supported the BIT value of the enable/disable
        is set to '0'.

        bAvailabilityChangeAlarm(0)  enables/disables mefSoamAvailabilityChangeAlarm
        bLmSessionStartStopAlarm(1)  enables/disables mefSoamLmSessionStartStopAlarm
        bDmSessionStartStopAlarm(2)  enables/disables mefSoamDmSessionStartStopAlarm
        "
    DEFVAL { { } }
    ::= { mefSoamPmNotificationCfg 2 }

-- *****
-- Notification Data Objects
-- *****

mefSoamPmNotificationObjDateAndTime OBJECT-TYPE
    SYNTAX      DateAndTime
    MAX-ACCESS  accessible-for-notify
    STATUS      current
    DESCRIPTION
        "This object contains the UTC time and date at the time that
        the notification event is detected, not the time of the notification
        generation.

        This object is used only for notifications. The mechanism to set and keep
        current the date and time is not specified.
        "
    REFERENCE

```

```

    "[MEF35.1] CR22"
    ::= { mefSoamPmNotificationObj 1 }

mefSoamPmNotificationObjThresholdId OBJECT-TYPE
    SYNTAX      OBJECT IDENTIFIER
    MAX-ACCESS  accessible-for-notify
    STATUS      current
    DESCRIPTION
        "The Object Identifier of the object that caused the generation of the
        notification from the mefSoamLmThresholdEntry or mefSoamDmThresholdEntry.

        This object is only used for the notification.
        "
    REFERENCE
        "[MEF35.1] CR22"
    ::= { mefSoamPmNotificationObj 2 }

mefSoamPmNotificationObjThresholdConfig OBJECT-TYPE
    SYNTAX      Unsigned32
    MAX-ACCESS  accessible-for-notify
    STATUS      current
    DESCRIPTION
        "The configured threshold value of the object that caused the generation
        of the notification.

        This object is only used for the notification.
        "
    REFERENCE
        "[MEF35.1] CR22"
    ::= { mefSoamPmNotificationObj 3 }

mefSoamPmNotificationObjThresholdValue OBJECT-TYPE
    SYNTAX      Unsigned32
    MAX-ACCESS  accessible-for-notify
    STATUS      current
    DESCRIPTION
        "The measured value of the object at the time of the generation of the
        Notification, from the mefSoamLmMeasuredStatsTable,
        mefSoamLmCurrentStatsTable, mefSoamLmCurrentAvailStatsTable,
        mefSoamDmMeasuredStatsXTable or mefSoamDmCurrentStatsXTable.

        This object is only used for the notification.
        "
    REFERENCE
        "[MEF35.1] CR22"
    ::= { mefSoamPmNotificationObj 4 }

mefSoamPmNotificationObjSuspect OBJECT-TYPE
    SYNTAX      TruthValue
    MAX-ACCESS  accessible-for-notify
    STATUS      current
    DESCRIPTION
        "The suspect flag for the current Measurement Interval in which the
        notification was generated from the mefSoamLmCurrentStatsTable,
        mefSoamLmCurrentAvailStatsTable, or mefSoamDmCurrentStatsXTable.

        This object is only used for the notification.
        "
    REFERENCE
        "[MEF35.1] CR22"
    ::= { mefSoamPmNotificationObj 5 }

mefSoamPmNotificationObjCrossingType OBJECT-TYPE
    SYNTAX      INTEGER {

```

```

        stateless      (1),
        statefulSet    (2),
        statefulClear  (3)
    }
MAX-ACCESS    accessible-for-notify
STATUS       current
DESCRIPTION
    "The Notification Crossing Type of the object that caused the generation
    of the notification from the mefSoamLmThresholdEntry or
    mefSoamDmThresholdEntry.

    stateless(1)      indicates that the TCA alarm was stateless

    statefulSet(2)    indicates that the TCA alarm was a stateful
                      TCA SET

    statefulClear(3) indicates that the TCA alarm was a stateful
                      TCA CLEAR

    This object is only used for the notification.
    "
REFERENCE
    "[MEF35.1] CR22"
 ::= { mefSoamPmNotificationObj 6 }

mefSoamPmNotificationObjDestinationMep OBJECT-TYPE
SYNTAX MacAddress
MAX-ACCESS    accessible-for-notify
STATUS       current
DESCRIPTION
    "The MAC address of the Destination MEP associated with the notification
    found in either the mefSoamDmCfgTable or mefSoamLmCfgTable.

    This object is only used for the notification.
    "
REFERENCE
    "[MEF35.1] CR22"
 ::= { mefSoamPmNotificationObj 7 }

mefSoamPmNotificationObjPriority OBJECT-TYPE
SYNTAX IEEE8021PriorityValue
MAX-ACCESS    accessible-for-notify
STATUS       current
DESCRIPTION
    "The CoS priority of the associated notification found
    in either the mefSoamDmCfgTable or mefSoamLmCfgTable.

    This object is only used for the notification.
    "
REFERENCE
    "[MEF35.1] CR22"
 ::= { mefSoamPmNotificationObj 8 }

mefSoamPmNotificationObjDestinationMepId OBJECT-TYPE
SYNTAX DotlagCfmMepId
MAX-ACCESS    accessible-for-notify
STATUS       current
DESCRIPTION
    "The MEP Identifier of the Destination MEP associated with the
    notification found in either the mefSoamDmCfgTable or
    mefSoamLmCfgTable.

    This object is only used for the notification.
    "

```

```

REFERENCE
    "[MEF35.1] CR22"
 ::= { mefSoamPmNotificationObj 9 }

mefSoamPmNotificationObjMeasurementInterval OBJECT-TYPE
    SYNTAX DateAndTime
    MAX-ACCESS accessible-for-notify
    STATUS current
    DESCRIPTION
        "The UTC time at the start of the Measurement Interval for which the TCA
        was generated.

        This object is only used for the notification.
        "
    REFERENCE
        "[MEF35.1] CR22"
 ::= { mefSoamPmNotificationObj 10 }

mefSoamPmNotificationObjSeverity OBJECT-TYPE
    SYNTAX INTEGER {
        warning (1),
        info (2)
    }
    MAX-ACCESS accessible-for-notify
    STATUS current
    DESCRIPTION
        "The severity of the TCA notification.

        Warning(1) severity for stateless TCA or stateful TCA SET
        Info(2) severity for statfule TCA CLEAR

        This object is only used for the notification.
        "
    REFERENCE
        "[MEF35.1] CR22"
 ::= { mefSoamPmNotificationObj 11 }

mefSoamPmNotificationObjAvailabilityStatus OBJECT-TYPE
    SYNTAX Unsigned32
    MAX-ACCESS accessible-for-notify
    STATUS current
    DESCRIPTION
        "This object indicates the availability status change for the
        notification.

        Bits 0:1 indicate the state of the Forward Availability
        0x0 = No change to forward availability status
        0x1 = Forward availability status changed to Available
        0x2 = Forward availability status changed to Unavailable
        0x3 = Undefined

        Bits 2:3 indicate the state of the Backward Availability
        0x0 = No change to backward availability status
        0x1 = Backward availability status changed to Available
        0x2 = Backward availability status changed to Unavailable
        0x3 = Undefined

        This object is only used for the notification.
        "
 ::= { mefSoamPmNotificationObj 12 }

-- *****
-- NOTIFICATIONS (TRAPS)

```

-- \*\*\*\*\*

mefSoamAvailabilityChangeAlarm NOTIFICATION-TYPE

```
OBJECTS
{
  mefSoamPmNotificationObjDateAndTime,
  mefSoamLmMeasuredStatsAvailForwardStatus,
  mefSoamLmMeasuredStatsAvailBackwardStatus,
  mefSoamLmMeasuredStatsAvailForwardLastTransitionTime,
  mefSoamLmMeasuredStatsAvailBackwardLastTransitionTime,
  mefSoamLmCurrentAvailStatsForwardAvailable,
  mefSoamLmCurrentAvailStatsForwardUnavailable,
  mefSoamLmCurrentAvailStatsBackwardAvailable,
  mefSoamLmCurrentAvailStatsBackwardUnavailable,
  mefSoamPmNotificationObjDestinationMep,
  mefSoamPmNotificationObjPriority,
  mefSoamPmNotificationObjDestinationMepId,
  mefSoamPmNotificationObjAvailabilityStatus
}
```

STATUS current

DESCRIPTION

"An mefSoamAvailabilityChangeAlarm notification is sent when the state of mefSoamLmMeasuredStatsAvailForwardStatus or mefSoamLmMeasuredStatsAvailBackwardStatus changes.

The management entity that receives the notification can identify the system from the network source address of the notification, and can identify the PM session reporting the change by the indices in the OID mefSoamLmMeasuredStatsAvailForwardLastTransitionTime, including dotlagCfmMdIndex, dotlagCfmMaIndex, dotlagCfmMepIdentifier, and mefSoamLmCfgIndex.

An agent is not to generate more than one mefSoamAvailabilityChangeAlarm 'notification-event' in a given time interval per PM session as specified by the mefSoamPmNotificationCfgAlarmInterval. A 'notification-event' is the transmission of a single notification to a list of notification destinations.

If additional availability state changes occur within the mefSoamPmNotificationCfgAlarmInterval period, then notification generation for these changes are suppressed by the agent until the current alarm interval expires. At the end of an alarm interval period, one notification-event is generated if any availability state changes occurred since the start of the alarm interval period. In such a case, another alarm interval period is started right away.

"

REFERENCE

"[MEF35.1] R83-R84, CR63-CR64"  
 ::= { mefSoamPmNotifications 1 }

mefSoamLmSessionStartStopAlarm NOTIFICATION-TYPE

```
OBJECTS
{
  mefSoamLmCfgSessionStatus,
  mefSoamPmNotificationObjDateAndTime,
  mefSoamPmNotificationObjDestinationMep
}
```

STATUS current

DESCRIPTION

"An mefSoamLmSessionStartStopAlarm notification is sent when the state of mefSoamLmCfgSessionStatus changes.

The management entity that receives the notification can identify the system from the network source address of the notification, and can identify the individual PM session reporting the start/stop



by the indices in the OID `mefSoamLmCfgSessionStatus`, including `dotlagCfmMdIndex`, `dotlagCfmMaIndex`, `dotlagCfmMepIdentifier`, and `mefSoamLmCfgIndex`.

An agent is not to generate more than one `mefSoamLmSessionStartStopAlarm` 'notification-event' in a given time interval per LM session as specified by the `mefSoamPmNotificationCfgAlarmInterval`. A 'notification-event' is the transmission of a single notification to a list of notification destinations.

If additional operational state changes occur within the `mefSoamPmNotificationCfgAlarmInterval` period, then notification generation for these changes are suppressed by the agent until the current alarm interval expires. At the end of an alarm interval period, one notification-event is generated if any operational state changes occurred since the start of the alarm interval period. In such a case, another alarm interval period is started right away.

"

::= { mefSoamPmNotifications 2 }

`mefSoamDmSessionStartStopAlarm` NOTIFICATION-TYPE

```
OBJECTS      {
    mefSoamDmCfgSessionStatus,
    mefSoamPmNotificationObjDateAndTime,
    mefSoamPmNotificationObjDestinationMep
}
```

STATUS current

DESCRIPTION

"An `mefSoamDmSessionStartStopAlarm` notification is sent when the state of `mefSoamDmCfgSessionStatus` changes.

The management entity that receives the notification can identify the system from the network source address of the notification, and can identify the individual PM session reporting the start/stop by the indices in the OID `mefSoamDmCfgSessionStatus`, including `dotlagCfmMdIndex`, `dotlagCfmMaIndex`, `dotlagCfmMepIdentifier`, and `mefSoamDmCfgIndex`.

An agent is not to generate more than one `mefSoamDmSessionStartStopAlarm` 'notification-event' in a given time interval per DM session as specified by `mefSoamPmNotificationCfgAlarmInterval`. A 'notification-event' is the transmission of a single notification to a list of notification destinations.

If additional operational state changes occur within the `mefSoamPmNotificationCfgAlarmInterval` period, then notification generation for these changes are suppressed by the agent until the current alarm interval expires. At the end of an alarm interval period, one notification-event is generated if any operational state changes occurred since the start of the alarm interval period. In such a case, another alarm interval period is started right away.

"

::= { mefSoamPmNotifications 3 }

`mefSoamPmThresholdCrossingAlarm` NOTIFICATION-TYPE

```
OBJECTS      {
    mefSoamPmNotificationObjCrossingType,
    mefSoamPmNotificationObjThresholdId,
    mefSoamPmNotificationObjThresholdConfig,
    mefSoamPmNotificationObjThresholdValue,
    mefSoamPmNotificationObjSuspect,
    mefSoamPmNotificationObjDateAndTime,
    mefSoamPmNotificationObjDestinationMep,
    mefSoamPmNotificationObjMeasurementInterval,
```

```
        mefSoamPmNotificationObjSeverity
    }
STATUS    current
```

## DESCRIPTION

"An TCA notification is sent if the following conditions are met for a particular type.

For a stateless TCA notification five conditions need to be met:

- a) measurement of the parameter is enabled via the mefSoamLmCfgMeasurementEnable for a LM TCA or mefSoamDmCfgMeasurementEnable for a DM TCA; and
- b) the parameter threshold is configured in the mefSoamLmTcaCfgTable for LM TCA or mefSoamDmTcaCfgTable for DM TCA; and
- c) the TCA type is enabled via the mefSoamLmTcaCfgEnable or mefSoamDmTcaCfgEnable; and
- d) the measured value of the parameter exceeds the value configured in the mefSoamLmTcaCfgThresholdValue for a LM TCA or mefSoamDmTcaCfgThresholdValue for a DM TCA; and
- e) no previous TCA notifications with type 'stateless' has been sent relating to the same threshold in the mefSoamLmTcaCfgTable or mefSoamDmTcaCfgTable during this Measurement Interval.

For a TCA SET (statefulSet) five conditions need to be met:

- a) measurement of the parameter is enabled via the mefSoamLmCfgMeasurementEnable for a LM TCA or mefSoamDmCfgMeasurementEnable for a DM TCA; and
- b) the parameter threshold is configured in the mefSoamLmTcaCfgTable for LM TCA or mefSoamDmTcaCfgTable for DM TCA; and
- c) the TCA type is enabled via the mefSoamLmTcaCfgEnable or mefSoamDmTcaCfgEnable; and
- d) the measured value of the parameter exceeds the value configured in the mefSoamLmTcaCfgThresholdValue for a LM stateful entry or mefSoamDmTcaCfgThresholdValue for a DM stateful entry for this Measurement Interval; and
- e) the measured value during the previous measurement interval did not exceed the value configured in the mefSoamLmTcaCfgThresholdValue for a LM stateful entry or mefSoamDmTcaCfgTable for a DM stateful entry.

For a TCA CLEAR (statefulClear) five conditions need to be met:

- a) measurement of the parameter is enabled via the mefSoamLmCfgMeasurementEnable for a LM TCA or mefSoamDmCfgMeasurementEnable for a DM TCA; and
- b) the parameter threshold is configured in the mefSoamLmTcaCfgTable for LM TCA or mefSoamDmTcaCfgTable for DM TCA; and
- c) the TCA type is enabled via the mefSoamLmTcaCfgEnable or mefSoamDmTcaCfgEnable; and
- d) the measured value of the parameter did not exceed the value configured in the mefSoamLmTcaCfgClearValue for a LM stateful entry or mefSoamDmTcaCfgClearValue for a DM stateful entry for the

Measurement Interval; and

- e) the measured value during the previous measurement interval did exceed the value configured in the `mefSoamLmTcaCfgClearValue` for a LM stateful entry or `mefSoamDmTcaCfgClearValue` for a DM stateful entry.

In the case of thresholds applied to a maximum or average measurement counter, the previous measured value is the value of the counter at the end of the preceding Measurement Interval. In the case of thresholds applied to the last measured value, it is the previous measured value.

The management entity that receives the notification can identify the system from the network source address of the notification, and can identify the LM or DM session reporting the TCA by the indices in the `mefSoamPmNotificationCfgThresholdId` object, including `dotlagCfmMdIndex`, `dotlagCfmMaIndex`, `dotlagCfmMepIdentifier`, and the `mefSoamLmCfgIndex` or `mefSoamDmCfgIndex`.

An agent is not to generate more than one `mefSoamLmThresholdCrossingAlarm` 'notification-event' of a given type (stateless or stateful) per MEP per LM or DM session per TCA instance as specified by `mefSoamPmNotificationCfgAlarmInterval`. A 'notification-event' is the transmission of a single notification to a list of notification destinations.

If additional TCA events occur within the `mefSoamPmNotificationCfgAlarmInterval` period, then notification generation for these changes are suppressed by the agent until the current alarm interval expires. At the end of an alarm interval period, one notification-event is generated if any TCA events occurred since the start of the alarm interval period. In such a case, another alarm interval period is started right away.

"

#### REFERENCE

"[MEF35.1] O4, CR10-CR20, CD2-CD4, CR22

"

::= { mefSoamPmNotifications 4 }

```
-- *****
-- SOAM-PM MIB Module - Conformance Information
-- *****
```

```
mefSoamPmMibCompliances OBJECT IDENTIFIER ::= { mefSoamPmMibConformance 1 }
mefSoamPmMibGroups      OBJECT IDENTIFIER ::= { mefSoamPmMibConformance 2 }
```

```
-- *****
-- SOAM-PM MIB Units of conformance
-- *****
```

```
mefSoamPmMepMandatoryGroup OBJECT-GROUP
  OBJECTS {
    mefSoamPmMepOperNextIndex,
    mefSoamPmMepSlmSingleEndedResponder,
    mefSoamPmMepDmSingleEndedResponder,
    mefSoamPmMepLmSingleEndedResponder
  }
  STATUS      current
  DESCRIPTION
    "Mandatory objects for the Service OAM PM MEP group."
  ::= { mefSoamPmMibGroups 1 }
```

```
mefSoamLmCfgMandatoryGroup OBJECT-GROUP
```

```

OBJECTS {
    mefSoamLmCfgType,
    mefSoamLmCfgEnabled,
    mefSoamLmCfgMeasurementEnable,
    mefSoamLmCfgMessagePeriod,
    mefSoamLmCfgPriority,
    mefSoamLmCfgFrameSize,
    mefSoamLmCfgMeasurementInterval,
    mefSoamLmCfgNumIntervalsStored,

    mefSoamLmCfgDestMacAddress,
    mefSoamLmCfgDestMepId,
    mefSoamLmCfgDestIsMepId,

    mefSoamLmCfgStartTimeType,
    mefSoamLmCfgFixedStartDateAndTime,
    mefSoamLmCfgRelativeStartTime,
    mefSoamLmCfgStopTimeType,
    mefSoamLmCfgFixedStopDateAndTime,
    mefSoamLmCfgRelativeStopTime,
    mefSoamLmCfgRepetitionTime,

    mefSoamLmCfgAvailabilityMeasurementInterval,
    mefSoamLmCfgAvailabilityNumConsecutiveHighFlr,
    mefSoamLmCfgAvailabilityNumConsecutiveMeasPdus,
    mefSoamLmCfgAvailabilityFlrThreshold,
    mefSoamLmCfgAvailabilityNumConsecutiveIntervals,
    mefSoamLmCfgSessionType,
    mefSoamLmCfgRowStatus,
    mefSoamLmCfgCosType
}
STATUS          current
DESCRIPTION
    "Mandatory objects for the Service OAM LM Configuration group."
 ::= { mefSoamPmMibGroups 3 }

mefSoamLmCfgOptionalGroup OBJECT-GROUP
OBJECTS {
    mefSoamLmCfgVersion,
    mefSoamLmCfgDataPattern,
    mefSoamLmCfgTestTlvIncluded,
    mefSoamLmCfgTestTlvPattern,
    mefSoamLmCfgAlignMeasurementIntervals,
    mefSoamLmCfgAlignMeasurementOffset,
    mefSoamLmCfgSourceMacAddress,
    mefSoamLmCfgSessionStatus,
    mefSoamLmCfgHistoryClear,
    mefSoamLmCfgTcaNextIndex,
    mefSoamLmCfgDei,
    mefSoamLmTestId
}
STATUS          current
DESCRIPTION
    "Optional objects for the Service OAM LM Configuration group."
 ::= { mefSoamPmMibGroups 4 }

mefSoamLmMeasuredStatsMandatoryGroup OBJECT-GROUP
OBJECTS {
    mefSoamLmMeasuredStatsAvailForwardLastTransitionTime,
    mefSoamLmMeasuredStatsAvailBackwardLastTransitionTime,
    mefSoamLmMeasuredStatsAvailForwardStatus,
    mefSoamLmMeasuredStatsAvailBackwardStatus
}
STATUS          current

```

```

DESCRIPTION
    "Mandatory objects for the Service OAM LM Measured Stats group."
 ::= { mefSoamPmMibGroups 5 }

mefSoamLmMeasuredStatsOptionalGroup OBJECT-GROUP
OBJECTS {
    mefSoamLmMeasuredStatsForwardFlr,
    mefSoamLmMeasuredStatsBackwardFlr
}
STATUS      current
DESCRIPTION
    "Optional objects for the Service OAM LM Measured Stats group."
 ::= { mefSoamPmMibGroups 6 }

mefSoamLmCurrentAvailStatsMandatoryGroup OBJECT-GROUP
OBJECTS {
    mefSoamLmCurrentAvailStatsIndex,
    mefSoamLmCurrentAvailStatsStartTime,
    mefSoamLmCurrentAvailStatsElapsedTime,
    mefSoamLmCurrentAvailStatsSuspect,
    mefSoamLmCurrentAvailStatsForwardHighLoss,
    mefSoamLmCurrentAvailStatsBackwardHighLoss,
    mefSoamLmCurrentAvailStatsForwardConsecutiveHighLoss,
    mefSoamLmCurrentAvailStatsBackwardConsecutiveHighLoss,
    mefSoamLmCurrentAvailStatsForwardAvailable,
    mefSoamLmCurrentAvailStatsBackwardAvailable,
    mefSoamLmCurrentAvailStatsForwardUnavailable,
    mefSoamLmCurrentAvailStatsBackwardUnavailable
}
STATUS      current
DESCRIPTION
    "Mandatory objects for the Service OAM LM Current Availability group."
 ::= { mefSoamPmMibGroups 7 }

mefSoamLmCurrentAvailStatsOptionalGroup OBJECT-GROUP
OBJECTS {
    mefSoamLmCurrentAvailStatsForwardMinFlr,
    mefSoamLmCurrentAvailStatsForwardMaxFlr,
    mefSoamLmCurrentAvailStatsForwardAvgFlr,
    mefSoamLmCurrentAvailStatsBackwardMinFlr,
    mefSoamLmCurrentAvailStatsBackwardMaxFlr,
    mefSoamLmCurrentAvailStatsBackwardAvgFlr
}
STATUS      current
DESCRIPTION
    "Optional objects for the Service OAM LM Current Availabilty Stats group."
 ::= { mefSoamPmMibGroups 8 }

mefSoamLmCurrentStatsMandatoryGroup OBJECT-GROUP
OBJECTS {
    mefSoamLmCurrentStatsIndex,
    mefSoamLmCurrentStatsStartTime,
    mefSoamLmCurrentStatsElapsedTime,
    mefSoamLmCurrentStatsSuspect,
    mefSoamLmCurrentStatsForwardTransmittedFrames,
    mefSoamLmCurrentStatsForwardReceivedFrames,
    mefSoamLmCurrentStatsBackwardTransmittedFrames,
    mefSoamLmCurrentStatsBackwardReceivedFrames,
    mefSoamLmCurrentStatsSoamPdusSent,
    mefSoamLmCurrentStatsSoamPdusReceived
}
STATUS      current
DESCRIPTION
    "Mandatory objects for the Service OAM LM current statistics group."

```

```

 ::= { mefSoamPmMibGroups 9 }

mefSoamLmCurrentStatsOptionalGroup OBJECT-GROUP
  OBJECTS {
    mefSoamLmCurrentStatsForwardMinFlr,
    mefSoamLmCurrentStatsForwardMaxFlr,
    mefSoamLmCurrentStatsForwardAvgFlr,
    mefSoamLmCurrentStatsBackwardMinFlr,
    mefSoamLmCurrentStatsBackwardMaxFlr,
    mefSoamLmCurrentStatsBackwardAvgFlr
  }
  STATUS          current
  DESCRIPTION
    "Optional objects for the Service OAM LM Current Stats group."
 ::= { mefSoamPmMibGroups 10 }

mefSoamLmHistoryAvailStatsMandatoryGroup OBJECT-GROUP
  OBJECTS {
    mefSoamLmHistoryAvailStatsEndTime,
    mefSoamLmHistoryAvailStatsElapsedTime,
    mefSoamLmHistoryAvailStatsSuspect,
    mefSoamLmHistoryAvailStatsForwardHighLoss,
    mefSoamLmHistoryAvailStatsBackwardHighLoss,
    mefSoamLmHistoryAvailStatsForwardConsecutiveHighLoss,
    mefSoamLmHistoryAvailStatsBackwardConsecutiveHighLoss,
    mefSoamLmHistoryAvailStatsForwardAvailable,
    mefSoamLmHistoryAvailStatsBackwardAvailable,
    mefSoamLmHistoryAvailStatsForwardUnavailable,
    mefSoamLmHistoryAvailStatsBackwardUnavailable
  }
  STATUS          current
  DESCRIPTION
    "Mandatory objects for the Service OAM Availability LM history
    statistics group."
    "
 ::= { mefSoamPmMibGroups 11 }

mefSoamLmHistoryAvailStatsOptionalGroup OBJECT-GROUP
  OBJECTS {
    mefSoamLmHistoryAvailStatsForwardMinFlr,
    mefSoamLmHistoryAvailStatsForwardMaxFlr,
    mefSoamLmHistoryAvailStatsForwardAvgFlr,
    mefSoamLmHistoryAvailStatsBackwardMinFlr,
    mefSoamLmHistoryAvailStatsBackwardMaxFlr,
    mefSoamLmHistoryAvailStatsBackwardAvgFlr
  }
  STATUS          current
  DESCRIPTION
    "Optional objects for the Service OAM Availability LM history
    statistics group."
    "
 ::= { mefSoamPmMibGroups 12 }

mefSoamLmHistoryStatsMandatoryGroup OBJECT-GROUP
  OBJECTS {
    mefSoamLmHistoryStatsEndTime,
    mefSoamLmHistoryStatsElapsedTime,
    mefSoamLmHistoryStatsSuspect,
    mefSoamLmHistoryStatsForwardTransmittedFrames,
    mefSoamLmHistoryStatsForwardReceivedFrames,
    mefSoamLmHistoryStatsBackwardTransmittedFrames,
    mefSoamLmHistoryStatsBackwardReceivedFrames,
    mefSoamLmHistoryStatsSoamPdusSent,
    mefSoamLmHistoryStatsSoamPdusReceived
  }

```

```

}
STATUS      current
DESCRIPTION
  "Mandatory objects for the Service OAM LM history statistics group."
 ::= { mefSoamPmMibGroups 13 }

mefSoamLmHistoryStatsOptionalGroup OBJECT-GROUP
OBJECTS {
  mefSoamLmHistoryStatsForwardMinFlr,
  mefSoamLmHistoryStatsForwardMaxFlr,
  mefSoamLmHistoryStatsForwardAvgFlr,
  mefSoamLmHistoryStatsBackwardMinFlr,
  mefSoamLmHistoryStatsBackwardMaxFlr,
  mefSoamLmHistoryStatsBackwardAvgFlr
}
STATUS      current
DESCRIPTION
  "Optional objects for the Service OAM LM History Stats group."
 ::= { mefSoamPmMibGroups 14 }

mefSoamDmCfgMandatoryGroup OBJECT-GROUP
OBJECTS {
  mefSoamDmCfgType,
  mefSoamDmCfgEnabled,
  mefSoamDmCfgMeasurementEnable,
  mefSoamDmCfgMessagePeriod,

  mefSoamDmCfgPriority,
  mefSoamDmCfgFrameSize,
  mefSoamDmCfgMeasurementInterval,
  mefSoamDmCfgNumIntervalsStored,

  mefSoamDmCfgDestMacAddress,
  mefSoamDmCfgDestMepId,
  mefSoamDmCfgDestIsMepId,

  mefSoamDmCfgStartTimeType,
  mefSoamDmCfgFixedStartDateAndTime,
  mefSoamDmCfgRelativeStartTime,
  mefSoamDmCfgStopTimeType,
  mefSoamDmCfgFixedStopDateAndTime,
  mefSoamDmCfgRelativeStopTime,
  mefSoamDmCfgRepetitionTime,

  mefSoamDmCfgAlignMeasurementIntervals,
  mefSoamDmCfgNumMeasBinsPerFrameDelayInterval,
  mefSoamDmCfgNumMeasBinsPerInterFrameDelayVariationInterval,
  mefSoamDmCfgNumMeasBinsPerFrameDelayRangeInterval,
  mefSoamDmCfgSessionType,
  mefSoamDmCfgRowStatus,
  mefSoamDmCfgCosType
}
STATUS      current
DESCRIPTION
  "Mandatory objects for the Service OAM DM configuration group."
 ::= { mefSoamPmMibGroups 15 }

mefSoamDmCfgOptionalGroup OBJECT-GROUP
OBJECTS {
  mefSoamDmCfgVersion,
  mefSoamDmCfgDataPattern,
  mefSoamDmCfgTestTlvIncluded,
  mefSoamDmCfgTestTlvPattern,
  mefSoamDmCfgSourceMacAddress,

```

```

        mefSoamDmCfgAlignMeasurementOffset,
        mefSoamDmCfgInterFrameDelayVariationSelectionOffset,
        mefSoamDmCfgSessionStatus,
        mefSoamDmCfgHistoryClear,
        mefSoamDmCfgTcaNextIndex,
        mefSoamDmCfgDei
    }
    STATUS          current
    DESCRIPTION
        "Optional objects for the Service OAM DM Configuration group."
    ::= { mefSoamPmMibGroups 16 }

mefSoamDmCfgMeasBinMandatoryGroup OBJECT-GROUP
OBJECTS {
    mefSoamDmCfgMeasBinLowerBound,
    mefSoamDmMeasuredStatsXFrameDelayForward,
    mefSoamDmMeasuredStatsXFrameDelayBackward,
    mefSoamDmMeasuredStatsXIfdvTwoWay,
    mefSoamDmMeasuredStatsXIfdvForward,
    mefSoamDmMeasuredStatsXIfdvBackward
}
STATUS          current
DESCRIPTION
    "Mandatory objects for the Service OAM DM measurement bin configuration
    group."
    ::= { mefSoamPmMibGroups 17 }

mefSoamDmMeasuredStatsOptionalGroup OBJECT-GROUP
OBJECTS {
    mefSoamDmMeasuredStatsXFrameDelayTwoWay
}
STATUS          current
DESCRIPTION
    "Optional objects for the Service OAM DM Measured Stats group."
    ::= { mefSoamPmMibGroups 18 }

mefSoamDmCurrentStatsMandatoryGroup OBJECT-GROUP
OBJECTS {
    mefSoamDmCurrentStatsXIndex,
    mefSoamDmCurrentStatsXStartTime,
    mefSoamDmCurrentStatsXElapsedTime,
    mefSoamDmCurrentStatsXSuspect,
    mefSoamDmCurrentStatsXFrameDelayTwoWayMin,
    mefSoamDmCurrentStatsXFrameDelayTwoWayMax,
    mefSoamDmCurrentStatsXFrameDelayTwoWayAvg,
    mefSoamDmCurrentStatsXFrameDelayForwardMin,
    mefSoamDmCurrentStatsXFrameDelayForwardMax,
    mefSoamDmCurrentStatsXFrameDelayForwardAvg,
    mefSoamDmCurrentStatsXFrameDelayBackwardMin,
    mefSoamDmCurrentStatsXFrameDelayBackwardMax,
    mefSoamDmCurrentStatsXFrameDelayBackwardAvg,
    mefSoamDmCurrentStatsXIfdvForwardMax,
    mefSoamDmCurrentStatsXIfdvForwardAvg,
    mefSoamDmCurrentStatsXIfdvBackwardMax,
    mefSoamDmCurrentStatsXIfdvBackwardAvg,
    mefSoamDmCurrentStatsXFrameDelayRangeForwardMax,
    mefSoamDmCurrentStatsXFrameDelayRangeForwardAvg,
    mefSoamDmCurrentStatsXFrameDelayRangeBackwardMax,
    mefSoamDmCurrentStatsXFrameDelayRangeBackwardAvg,
    mefSoamDmCurrentStatsXSoamPdusSent,
    mefSoamDmCurrentStatsXSoamPdusReceived
}
STATUS          current
DESCRIPTION

```



```

    "Mandatory objects for the Service OAM DM current statistics group."
    ::= { mefSoamPmMibGroups 19 }

mefSoamDmCurrentStatsOptionalGroup OBJECT-GROUP
OBJECTS {
    mefSoamDmCurrentStatsXIfdvTwoWayMax,
    mefSoamDmCurrentStatsXIfdvTwoWayAvg,
    mefSoamDmCurrentStatsXFrameDelayRangeTwoWayMax,
    mefSoamDmCurrentStatsXFrameDelayRangeTwoWayAvg
}
STATUS current
DESCRIPTION
    "Optional objects for the Service OAM DM current statistics group."
    ::= { mefSoamPmMibGroups 20 }

mefSoamDmCurrentStatsBinsMandatoryGroup OBJECT-GROUP
OBJECTS {
    mefSoamDmCurrentStatsBinsCounter
}
STATUS current
DESCRIPTION
    "Mandatory objects for the Service OAM DM current statistics bin
    group."
    ::= { mefSoamPmMibGroups 21 }

mefSoamDmHistoryStatsMandatoryGroup OBJECT-GROUP
OBJECTS {
    mefSoamDmHistoryStatsXEndTime,
    mefSoamDmHistoryStatsXElapsedTime,
    mefSoamDmHistoryStatsXSuspect,
    mefSoamDmHistoryStatsXFrameDelayTwoWayMin,
    mefSoamDmHistoryStatsXFrameDelayTwoWayMax,
    mefSoamDmHistoryStatsXFrameDelayTwoWayAvg,
    mefSoamDmHistoryStatsXFrameDelayForwardMin,
    mefSoamDmHistoryStatsXFrameDelayForwardMax,
    mefSoamDmHistoryStatsXFrameDelayForwardAvg,
    mefSoamDmHistoryStatsXFrameDelayBackwardMin,
    mefSoamDmHistoryStatsXFrameDelayBackwardMax,
    mefSoamDmHistoryStatsXFrameDelayBackwardAvg,
    mefSoamDmHistoryStatsXIfdvForwardMax,
    mefSoamDmHistoryStatsXIfdvForwardAvg,
    mefSoamDmHistoryStatsXIfdvBackwardMax,
    mefSoamDmHistoryStatsXIfdvBackwardAvg,
    mefSoamDmHistoryStatsXFrameDelayRangeForwardMax,
    mefSoamDmHistoryStatsXFrameDelayRangeForwardAvg,
    mefSoamDmHistoryStatsXFrameDelayRangeBackwardMax,
    mefSoamDmHistoryStatsXFrameDelayRangeBackwardAvg,
    mefSoamDmHistoryStatsXSoamPdusSent,
    mefSoamDmHistoryStatsXSoamPdusReceived
}
STATUS current
DESCRIPTION
    "Mandatory objects for the Service OAM DM history statistics group."
    ::= { mefSoamPmMibGroups 22 }

mefSoamDmHistoryStatsOptionalGroup OBJECT-GROUP
OBJECTS {
    mefSoamDmHistoryStatsXIfdvTwoWayMax,
    mefSoamDmHistoryStatsXIfdvTwoWayAvg,
    mefSoamDmHistoryStatsXFrameDelayRangeTwoWayMax,
    mefSoamDmHistoryStatsXFrameDelayRangeTwoWayAvg
}
STATUS current
DESCRIPTION

```

```

    "Optional objects for the Service OAM DM history statistics group."
    ::= { mefSoamPmMibGroups 23 }

mefSoamDmHistoryStatsBinsMandatoryGroup OBJECT-GROUP
OBJECTS {
    mefSoamDmHistoryStatsBinsCounter
}
STATUS      current
DESCRIPTION
    "Mandatory objects for the Service OAM DM history statistics
    bin group."
    ::= { mefSoamPmMibGroups 24 }

mefSoamPmNotificationsMandatoryGroup NOTIFICATION-GROUP
NOTIFICATIONS {
    mefSoamAvailabilityChangeAlarm,
    mefSoamLmSessionStartStopAlarm,
    mefSoamDmSessionStartStopAlarm
}
STATUS      current
DESCRIPTION
    "Mandatory notifications for the SOAM PM Notifications group."
    ::= { mefSoamPmMibGroups 29 }

mefSoamPmNotificationsOptionalGroup NOTIFICATION-GROUP
NOTIFICATIONS {
    mefSoamPmThresholdCrossingAlarm
}
STATUS      current
DESCRIPTION
    "Optional objects for the Service OAM PM Notifications group."
    ::= { mefSoamPmMibGroups 30 }

mefSoamPmNotificationCfgMandatoryGroup OBJECT-GROUP
OBJECTS {
    mefSoamPmNotificationCfgAlarmInterval,
    mefSoamPmNotificationCfgAlarmEnable
}
STATUS      current
DESCRIPTION
    "Mandatory objects for the SOAM PM Notification Configuration group."
    ::= { mefSoamPmMibGroups 31 }

mefSoamPmNotificationObjMandatoryGroup OBJECT-GROUP
OBJECTS {
    mefSoamPmNotificationObjDateAndTime,
    mefSoamPmNotificationObjSuspect,
    mefSoamPmNotificationObjDestinationMep,
    mefSoamPmNotificationObjPriority,
    mefSoamPmNotificationObjDestinationMepId,
    mefSoamPmNotificationObjMeasurementInterval,
    mefSoamPmNotificationObjAvailabilityStatus
}
STATUS      current
DESCRIPTION
    "Mandatory objects for the SOAM PM Notification Object group."
    ::= { mefSoamPmMibGroups 32 }

mefSoamPmNotificationObjOptionalGroup OBJECT-GROUP
OBJECTS {
    mefSoamPmNotificationObjThresholdConfig,
    mefSoamPmNotificationObjThresholdId,
    mefSoamPmNotificationObjThresholdValue,
    mefSoamPmNotificationObjCrossingType,

```

```

    mefSoamPmNotificationObjSeverity
  }
  STATUS      current
  DESCRIPTION
    "Optional objects for the Service OAM PM Notifications group."
  ::= { mefSoamPmMibGroups 33 }

mefSoamLmTcaOptionalGroup OBJECT-GROUP
OBJECTS {
  mefSoamLmTcaCfgEnable,
  mefSoamLmTcaCfgAlarmType,
  mefSoamLmTcaCfgThresholdValue,
  mefSoamLmTcaCfgClearValue,
  mefSoamLmTcaCfgAlarmCurrentState,
  mefSoamLmTcaCfgRowStatus
}
STATUS      current
DESCRIPTION
  "Optional objects for the Service OAM LM threshold group."
  ::= { mefSoamPmMibGroups 34 }

mefSoamDmTcaOptionalGroup OBJECT-GROUP
OBJECTS {
  mefSoamDmTcaCfgEnable,
  mefSoamDmTcaCfgAlarmType,
  mefSoamDmTcaCfgBinNumber,
  mefSoamDmTcaCfgThresholdValue,
  mefSoamDmTcaCfgClearValue,
  mefSoamDmTcaCfgAlarmCurrentState,
  mefSoamDmTcaCfgRowStatus
}
STATUS      current
DESCRIPTION
  "Optional objects for the Service OAM LM threshold group."
  ::= { mefSoamPmMibGroups 35 }

-- *****
-- SOAM-PM MIB Module Compliance statements
-- *****

mefSoamPmMibCompliance MODULE-COMPLIANCE
STATUS      current
DESCRIPTION "The compliance statement for the Ethernet Service OAM PM MIB."
MODULE
  MANDATORY-GROUPS {
    mefSoamPmMepMandatoryGroup,
    mefSoamLmCfgMandatoryGroup,
    mefSoamLmMeasuredStatsMandatoryGroup,
    mefSoamLmCurrentAvailStatsMandatoryGroup,
    mefSoamLmCurrentStatsMandatoryGroup,
    mefSoamLmHistoryAvailStatsMandatoryGroup,
    mefSoamLmHistoryStatsMandatoryGroup,
    mefSoamDmCfgMandatoryGroup,
    mefSoamDmCfgMeasBinMandatoryGroup,
    mefSoamDmCurrentStatsMandatoryGroup,
    mefSoamDmCurrentStatsBinsMandatoryGroup,
    mefSoamDmHistoryStatsMandatoryGroup,
    mefSoamDmHistoryStatsBinsMandatoryGroup,
    mefSoamPmNotificationsMandatoryGroup,
    mefSoamPmNotificationCfgMandatoryGroup,
    mefSoamPmNotificationObjMandatoryGroup
  }
}

```

```
GROUP mefSoamLmCfgOptionalGroup
DESCRIPTION "The mefSoamLmCfgOptionalGroup is an optional requirement."

GROUP mefSoamLmMeasuredStatsOptionalGroup
DESCRIPTION "The mefSoamLmMeasuredStatsOptionalGroup is an optional requirement."

GROUP mefSoamLmCurrentAvailStatsOptionalGroup
DESCRIPTION "The mefSoamLmCurrentAvailStatsOptionalGroup is an optional
requirement."

GROUP mefSoamLmCurrentStatsOptionalGroup
DESCRIPTION "The mefSoamLmCurrentStatsOptionalGroup is an optional requirement."

GROUP mefSoamLmHistoryAvailStatsOptionalGroup
DESCRIPTION "The mefSoamLmCurrentStatsOptionalGroup is an optional requirement."

GROUP mefSoamLmHistoryStatsOptionalGroup
DESCRIPTION "The mefSoamLmHistoryStatsOptionalGroup is an optional requirement."

GROUP mefSoamDmCfgOptionalGroup
DESCRIPTION "The mefSoamDmCfgOptionalGroup is an optional requirement."

GROUP mefSoamDmMeasuredStatsOptionalGroup
DESCRIPTION "The mefSoamDmMeasuredStatsOptionalGroup is an optional requirement."

GROUP mefSoamDmCurrentStatsOptionalGroup
DESCRIPTION "The mefSoamDmCurrentStatsOptionalGroup is an optional requirement."

GROUP mefSoamDmHistoryStatsOptionalGroup
DESCRIPTION "The mefSoamDmHistoryStatsOptionalGroup is an optional requirement."

GROUP mefSoamPmNotificationsOptionalGroup
DESCRIPTION "The mefSoamPmNotificationsOptionalGroup is an optional requirement."

GROUP mefSoamPmNotificationObjOptionalGroup
DESCRIPTION "The mefSoamPmNotificationObjOptionalGroup is an optional
requirement."

GROUP mefSoamLmTcaOptionalGroup
DESCRIPTION "The mefSoamLmTcaOptionalGroup is an optional
requirement."

GROUP mefSoamDmTcaOptionalGroup
DESCRIPTION "The mefSoamLmTcaOptionalGroup is an optional
requirement."

 ::= { mefSoamPmMibCompliances 1 }
```

END

## 10. References

- [1] Bradner, S., Key words for use in RFCs to Indicate Requirement Levels, RFC 2119, March 1997. (Normative)
- [2] McCloghrie, K., et al., Structure of Management Information Version 2 (SMIv2), RFC 2578, April 1999.
- [3] Harrington, D, et al, An Architecture for Describing Simple Network Management Protocol (SNMP) Management Frameworks, RFC 3411, December 2002.
- [4] Heard, C., Guidelines for Authors and Reviewers of MIB Documents, RFC 4181, September, 2005.
- [5] Metro Ethernet Forum, MEF 4, Metro Ethernet Network Architecture Framework - Part 1: Generic Framework, May 2004.
- [6] Metro Ethernet Forum, MEF 7.2, Carrier Ethernet Management Information Model, April 2013.
- [7] Metro Ethernet Forum, MEF 10.3, *Ethernet Services Attributes Phase 3*, October 2013.
- [8] Metro Ethernet Forum, MEF 12.2, Carrier Ethernet Network Architecture Framework Part 2: Ethernet Services Layer, May 2014.
- [9] Metro Ethernet Forum, MEF 15, Requirements for Management of Metro Ethernet Phase 1 Network Elements, November 2005.
- [10] Metro Ethernet Forum, MEF 17, Service OAM Requirements & Framework – Phase 1, April 2007.
- [11] Metro Ethernet Forum, MEF 23.1, *Carrier Ethernet Class of Service – Phase 2*, January 2012.
- [12] Metro Ethernet Forum, MEF 26.1, External Network Network Interface (ENNI) - Phase 2, January 2012
- [13] Metro Ethernet Forum, MEF 30.1, Service OAM Fault Management Implementation Agreement: Phase 2, January 2011
- [14] Metro Ethernet Forum, MEF 35.1, *Service OAM Performance Monitoring Implementation Agreement*, July 2014 (Revision 1 Draft 11)
- [15] Metro Ethernet Forum, MEF 31, Service OAM Fault Management Definition of Managed Objects, January 2011
- [16] Metro Ethernet Forum, MEF 31.0.1, Service OAM Fault Management Definition of Managed Objects, January 2012
- [17] Metro Ethernet Forum, MEF 36, Service OAM SNMP MIB for Performance Monitoring, January 2012

- [18] International Telecommunication Union, Recommendation G.8011/Y.1307, *Ethernet over Transport – Ethernet services framework*, August 2004.
- [19] International Telecommunication Union, Recommendation G.8021/Y.1341, *Characteristics of Ethernet transport network equipment functional blocks*, December 2007.
- [20] International Telecommunication Union, Recommendation G.8051/Y.1345, *Management aspects of the Ethernet-over-Transport (EoT) capable network element*, October 2007.
- [21] International Telecommunication Union, Recommendation Q.840.1, *Requirements and Analysis for NMS-EMS Management Interface of Ethernet over Transport and Metro Ethernet Network*, March 2007
- [22] International Telecommunication Union, Recommendation G.8013/Y.1731, *OAM functions and mechanisms for Ethernet based Networks*, November 2013.
- [23] International Telecommunication Union, Recommendation G.8021, *Characteristics of Ethernet transport network equipment functional blocks*, May 2012.
- [24] IEEE Std 802.1Q-2011, *IEEE Standard for Local and metropolitan area networks Media Access Control (MAC) Bridges and Virtual Bridged Local Area Networks*, 31 August 2011
- [25] IEEE Std 802.3-2012, *IEEE Standard for Ethernet*, 28 December 2012.
- [26] International Organization for Standardization, *International Standard 8824 Information processing systems - Open Systems Interconnection - Specification of Abstract Syntax Notation One (ASN.1)*, December, 1987.
- [27] Lam, K., et al., *Network Management Requirements for MPLS-based Transport Networks*, RFC 5951, September 2010.
- [28] Telcordia GR-253, *Synchronous Optical Network (SONET) Transport Systems: Common Generic Criteria*, September 2000